

Description

The FIRE KILL™ Low Pressure Water mist nozzle OH-L0 is an automatic, pendent low-pressure water mist nozzle ideal for residential areas, offices, data processing areas, meeting rooms, hotels, museums, restaurant seating areas, institutions, schools, marine accommodations, and such applications. The different finishes and optional painted finishes make the system blend in with almost every type of surface.



Approvals

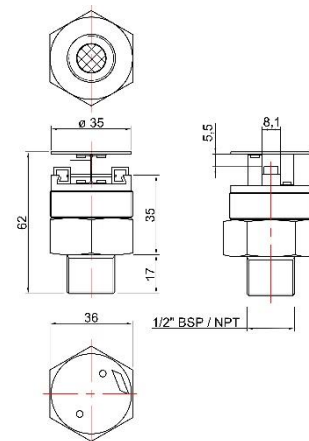
The FIRE KILL™ OH-L0 has been tested in accordance with IMO Resolution MSC.265(84) for open public spaces. The FIRE KILL™ OH-L0 can therefore be used for securing hotel rooms, offices, homes, and other similar areas. The nozzle is holding MED-B, UK MER-B and TA by DNV.



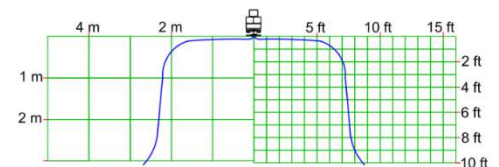
Technical data

General Description	
Minimum water pressure	6 bar
Maximum working pressure	16 bar
K-factor (metric)	7 (l/min@1 bar)
Nominal release temperatures	57°C ,68°C, 79°C, 93°C, 141°C
Time Response Index (metric)	RTI < 50 Fast Response Class
Drop size	DV90 < 300 µm
Application	
Spacing (max)	6.25 m2 (2.5m x 2.5m)
Distance to wall (max)	1.30 m
Room size (max)	Unlimited m2
Height (max)	2,5 m
Specific Description	
Weight	0.211 kg
Housing	Brass
Coating	NiSn
Strainer	Stainless Steel
Thread	½" BSP/BSP-T/NPT
Standard Finish	Chrome, White RAL 9010
Other Finish	Other RAL colors
Hydraulic System	
Water density	2.74 mm/m ²
Minimum system operation time	As required by AHJ
Minimum design area	As required by AHJ
Other products to be installed in the system	
Name	Model
Alarm Check Valve	WAC
OH Rosette	OH-R3T
OH Pipe Spanner	OH-S42

Dimension



Spray pattern



Installations

The OH-L0 nozzles are installed recessed in a ceiling, using the OH-S42 nozzle spanner, as not to damage either nozzle or the surrounding ceiling, with a maximum distance of 2,5 m between the nozzles and a maximum of 1,3 m to any walls.

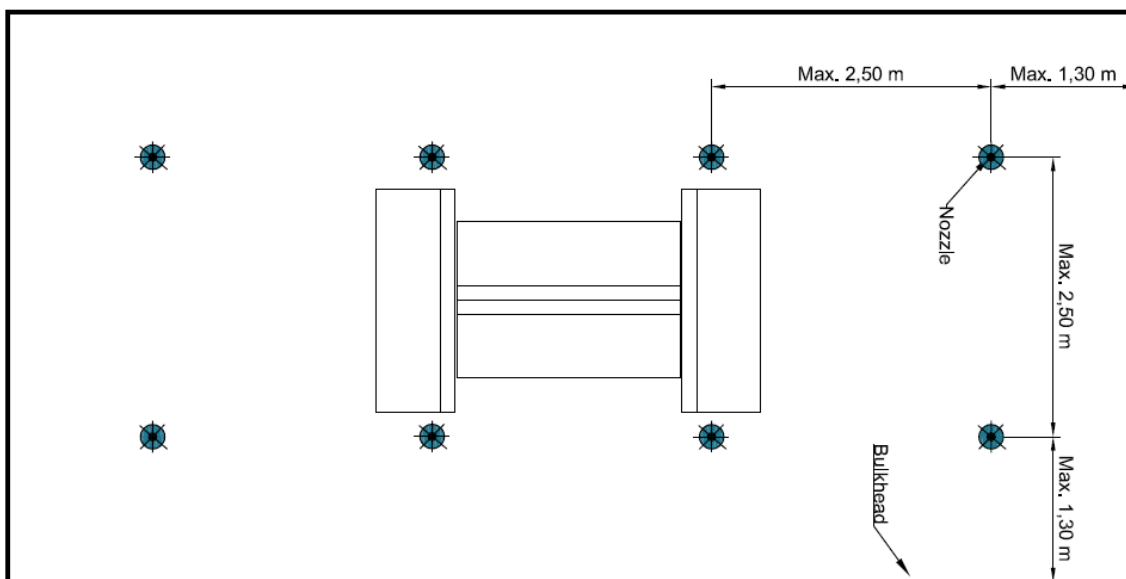
The FIRE KILL™ OH-L0 should only be installed in clean, non-corrosive pipe systems, which do not cause galvanic corrosion to the nozzle, the system components and pipe hangers, and with clean rinsed internal surfaces free of impurities. The water quality should be free of chlorides and impurities. After successful installation of the nozzle, the OH-R3T rosette is to be screwed on to the nozzle, thus completing the installation process. The nozzle may also be surface mounted into open pipe work. The system should be installed using materials found acceptable by the authorities having jurisdiction.

Caution

The FIRE KILL™ OH-L0 is a fragile component, containing a glass release element under pressure. Only VID OH-spanners should be used in the installation of the FIRE KILL™ OH-L0 nozzle.

Dropped or otherwise damaged nozzles should not be reinstalled.

Typical lay-out



Contact

For further information on FIRE KILL™ products, please contact our sales department at Sales@vidfirekill.com

VID Fire-Kill APS is not responsible for any errors or omissions, or for the results obtained from the use of this information. All information in this document is provided "as is", with no guarantee of completeness, accuracy, functionality, timeliness or of the results obtained from the use of this information.