Reliable pressure boosting systems

COR-1-4 Helix VF/SC-FFS

Compact law pressure water mist pump sets consisting of non self-priming vertical high-pressure stainless steel centrifugal pumps in glanded version. Ready for connection with stainless steel pipework, mounted on a base frame, including a control device and equipped with all required measurement and adjustment devices.

Special features

- Firefighting pump sets with a National Technical Assessment and National Certificate of Constancy of Performance issued by CNBOP-PIB.
- High-efficiency pump hydraulics of the Helix VF series certified by VdS.
- Frequency converter with Fire Mode function.
- Smart Control device with Fire Mode function.
- Power supply for measuring system (UP) provided by the control device as standard.
- Min-Flow orifice on the pump pressure side protecting the pump against overheating.
- Increased reliability ensured by a set of 3 pressure sensors with status analysis and signalling performed by the control device.
- Jockey pump operation mode
- Constant pressure operation mode with 2 pressure levels.

Wilo-COR-1-4 Helix VF /SC-FFS

Construction

Compact pressure boosting system for direct or indirect connection. Consisting of 1 to 4 non self-priming vertical stainless-steel high-pressure centrifugal pumps in glanded version. Ready for connection with stainless-steel pipework, mounted on a base frame, including a control device and equipped with all required measurement and adjustment devices.

Type key:

Example:	**Wilo-COR-2 Helix VF 2204/SC-FFS**
COR	Firefighting pump set
2	Number of pumps
Helix VF	Pump series
22	Nominal flow rate [m³/h]
04	Number of stages
SCe-FFS	Type of control device for firefighting insallation

Technical data

- Mains voltage: 3~400 V ±10%, 50 Hz
- Max. temperature of the pumped liquid: 50°C (optionally 70°C)
- Max. ambient temperature: 40°C
- Operating pressure: 16 bar or 25 bar
- Inlet pressure: 10 bar
- Speed range: 1500-3000 1/min
- Protection class: IP54
- Mains-side fuse protection type A, AC 3, as per motor power and requirements of a local energy company
- Permissible liquids (other liquids on request):
  - Cold and hot drinking water
  - Firefighting water
- Note on the pumped liquids:
  Permissible pumped liquids are generally water types that are chemically or mechanically non-aggressive for the materials used and do not contain abrasive or long-fiber components; The installation must meet the requirements of DIN 1988 (EN 806).

Equipment/function

- High-pressure stainless-steel centrifugal pumps of the Helix VF 22 series
- Base frame made of electrolytically galvanised steel, with height-adjustable vibration absorbers for advanced insulation against structure-borne noise
- Shut-off device on the suction and pressure sides of each pump
- Non-return valve on the pressure side of each pump
- 8-litre diaphragm pressure vessel PN16/25 on the pressure side
- 3 pressure sensors (4-20 mA) on the pressure side
- Pressure gauge on the pressure side
- Automatic pump control by means of a fully electronic control device
- Flow sensor activating the Fire Mode function
- Minimum flow bypass for each pump with a common solenoid valve allowing flow
- Minimum flow orifice on the pressure side of each pump

Description/construction

- Base frame: galvanised steel, with height-adjustable vibration absorbers for significant noise insulation
- Pipework: complete stainless-steel pipework for the connection of all commonly used fittings; pipework dimensioned for the total hydraulic performance of the system
- Pumps: pumps of the Helix VF 6, 10, 16, 22 series. Air-cooled frequency converter, mounted on the pump motor, for controlling the speed of all pumps of the series, with the control range of 25 Hz and max. 50 Hz.
- All components of Helix VF pumps having contact with the liquid are made of stainless steel;
- Valves: DVGW-certified shut-off valve on the suction and pressure side of each pump; non-return valve on the pressure side.
- Pressure vessel: 8 l/PN16/PN25 DVGW/KTW-certified diaphragm pressure vessel on the pressure side with a butyl rubber diaphragm, equipped with a drain valve and a throughflow valve (with DVGW/KTW certificate according to DIN 4807) for inspection and maintenance.
- 3 pressure sensors: 4 do 20 mA on the pressure side connected to PCB in the primary SCe-FFS control device.
- Pressure gauge: ø 63 mm on the pressure side; the pressure value is additionally indicated on the digital alphanumeric LC display of the SCe-FFS control device.
- Control device: the system is supplied with the SCe-FFS control device as standard.

Scope of supply

- Factory-assembled, function and leak-tested, ready for connection pressure boosting system.
- Installation and operating manual.
- Lifting eye bolts for self-fixing.
- Measuring system (UP) as an accessory to purchase separately

Hydraulic data of the pressure boosting systems type Wilo-COR-1-4 Helix VF604-606/SC-FFS

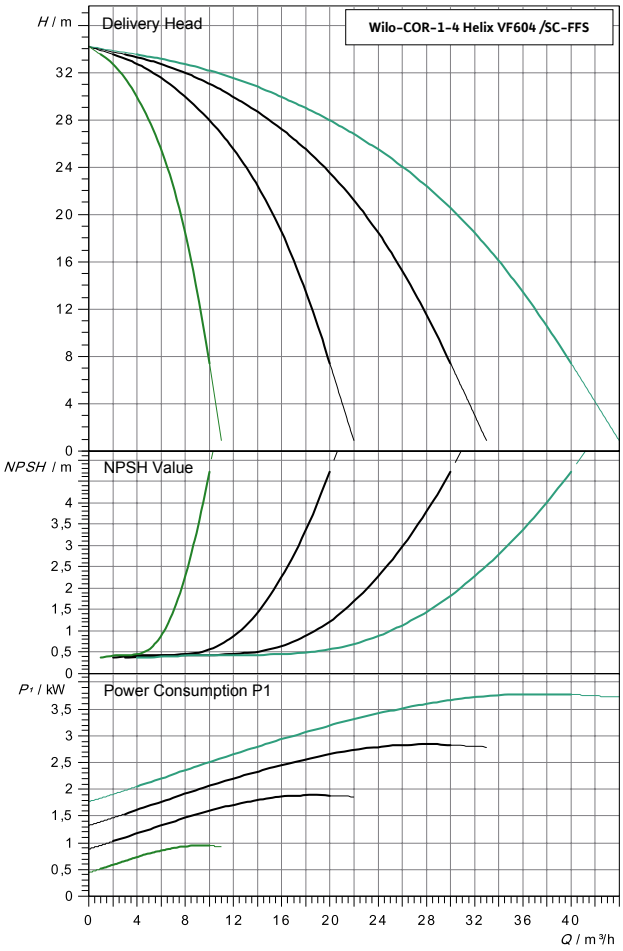

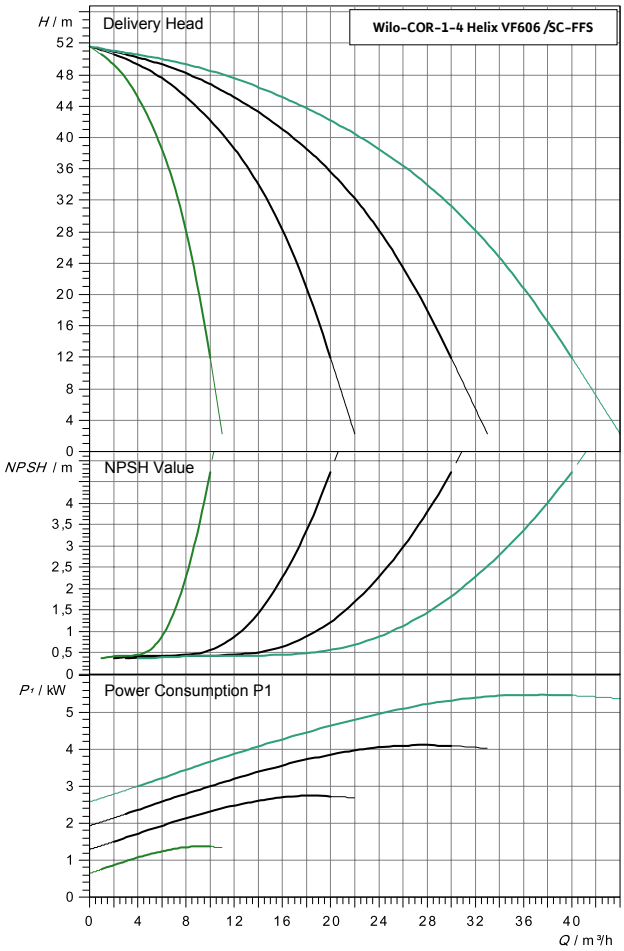

Hydraulic and motor data											
Wilo-...	Art. No.	Number of pumps	Nominal pressure	Power	Current	Hmax	Qmax	Hzul	Qzul	Qmin	DN bypass
		n	PN	P2 [kW]	I [A]	m	m³/h	m	m³/h	l/min	
COR-1 Helix VF604/SC-FFS	2863856	1	16	1,1	3,1	34	11	18,6	133	7,5	15
COR-2 Helix VF604/SC-FFS	2863906	2	16	2,2	6,2	34	22	18,6	16,2	15,0	20
COR-3 Helix VF604/SC-FFS	2863955	3	16	3,3	9,3	34	33	18,6	24,3	22,5	20
COR-4 Helix VF604/SC-FFS	2864005	4	16	4,4	12,4	34	44	18,6	32,4	30,0	20

Hydraulic and motor data											
Wilo-...	Art. No.	Number of pumps	Nominal pressure	Power	Current	Hmax	Qmax	Hzul	Qzul	Qmin	DN bypass
		n	PN	P2 [kW]	I [A]	m	m³/h	m	m³/h	l/min	
COR-1 Helix VF606/SC-FFS	2863857	1	16	1,5	3,2	52	11	28,7	133	7,5	15
COR-2 Helix VF606/SC-FFS	2863907	2	16	3	6,4	52	22	18,6	16,2	15,0	20
COR-3 Helix VF606/SC-FFS	2863956	3	16	4,5	9,6	52	33	18,6	24,3	22,5	20
COR-4 Helix VF606/SC-FFS	2864006	4	16	6	12,8	52	44	18,6	32,4	30,0	20

Q_{zul}: maximum permissible delivery flow for continuous operation in firefighting installation
H_{zul}: delivery head at Q_{zul}

Hydraulic data of the pressure boosting systems type Wilo-COR-1-4 Helix VF608-609/SC-FFS

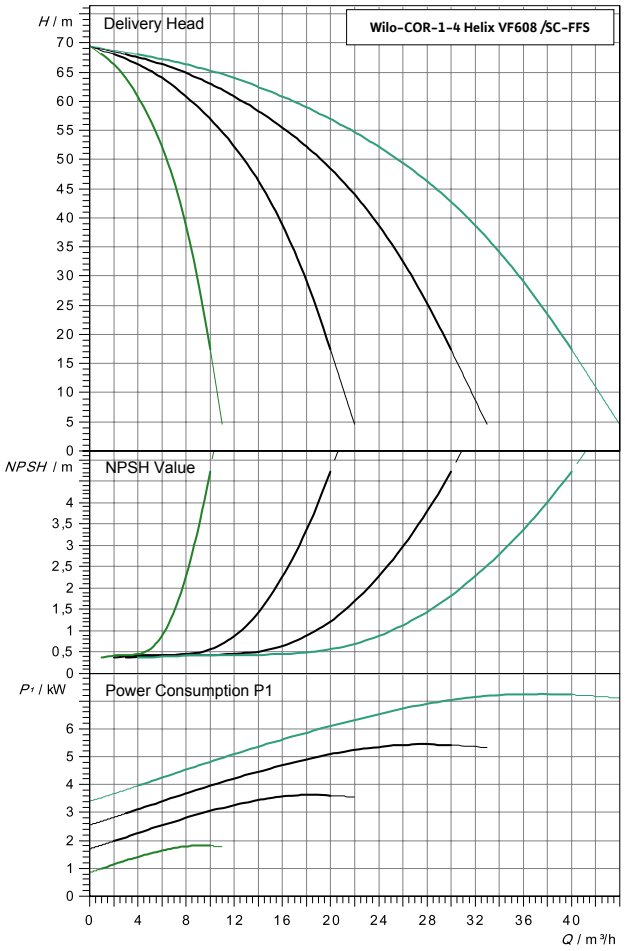

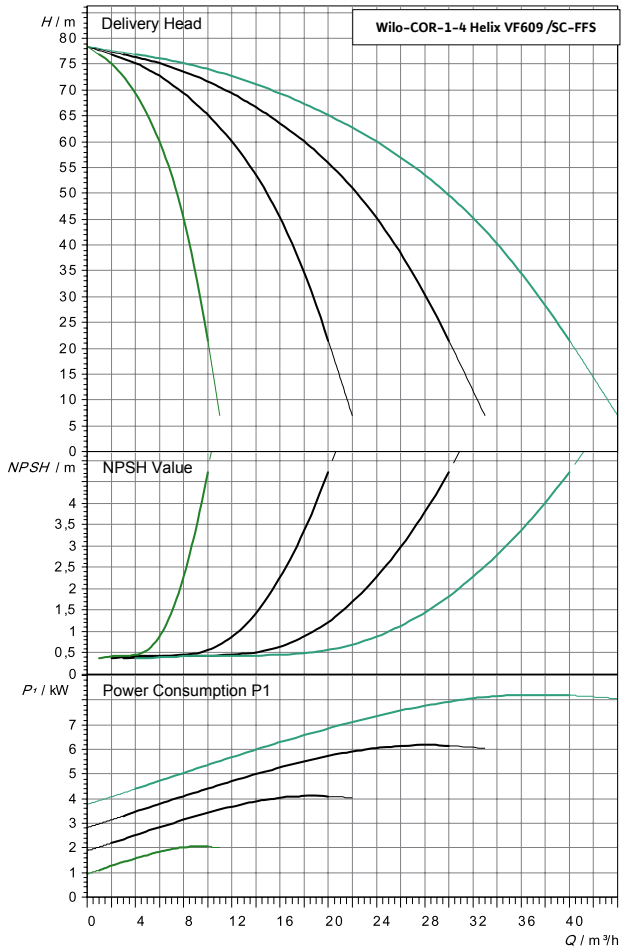

Hydraulic and motor data											
Wilo-...	Art. No.	Number of pumps	Nominal pressure	Power	Current	Hmax	Qmax	Hzul	Qzul	Qmin	DN bypass
		n	PN	P2 [kW]	I [A]	m	m³/h	m	m³/h	l/min	
COR-1 Helix VF608/SC-FFS	2863858	1	16	2,2	4,3	69	11	39,3	133	7,5	15
COR-2 Helix VF608/SC-FFS	2863908	2	16	4,4	8,6	69	22	39,3	16,2	15,0	20
COR-3 Helix VF608/SC-FFS	2863957	3	16	6,6	12,9	69	33	39,3	24,3	22,5	20
COR-4 Helix VF608/SC-FFS	2864007	4	16	8,8	17,2	69	44	39,3	32,4	30,0	20

Hydraulic and motor data											
Wilo-...	Art. No.	Number of pumps	Nominal pressure	Power	Current	Hmax	Qmax	Hzul	Qzul	Qmin	DN bypass
		n	PN	P2 [kW]	I [A]	m	m³/h	m	m³/h	l/min	
COR-1 Helix VF609/SC-FFS	2863859	1	16	2,2	4,3	78	11	44,9	133	7,5	15
COR-2 Helix VF609/SC-FFS	2863910	2	16	4,4	8,6	78	22	44,9	16,2	15,0	20
COR-3 Helix VF609/SC-FFS	2863958	3	16	6,6	12,9	78	33	44,9	24,3	22,5	20
COR-4 Helix VF609/SC-FFS	2864008	4	16	8,8	17,2	78	44	44,9	32,4	30,0	20

Q_{zul}: maximum permissible delivery flow for continuous operation in firefighting installation
H_{zul}: delivery head at Q_{zul}

Hydraulic data of the pressure boosting systems type Wilo-COR-1-4 Helix VF610-611/SC-FFS

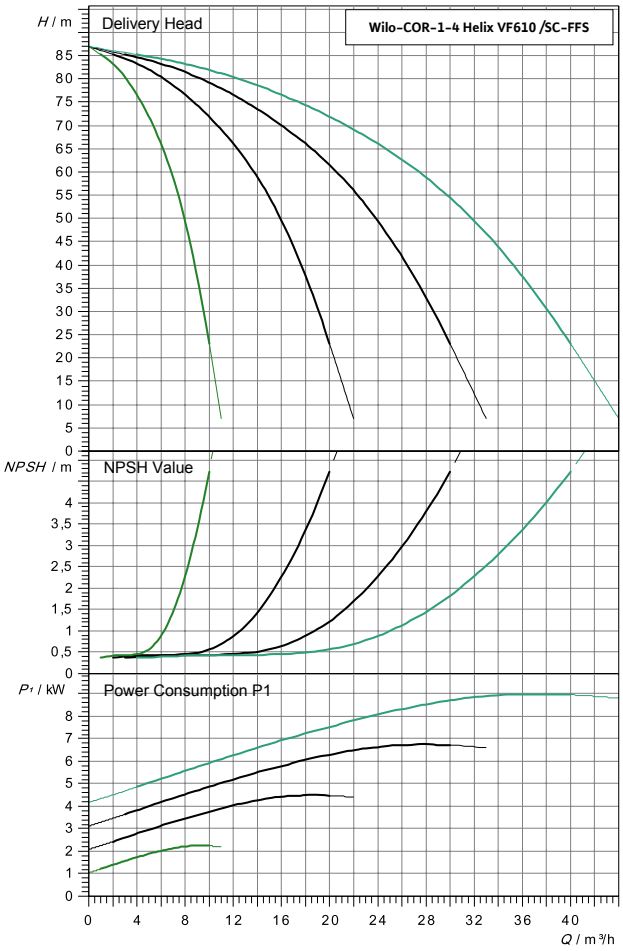

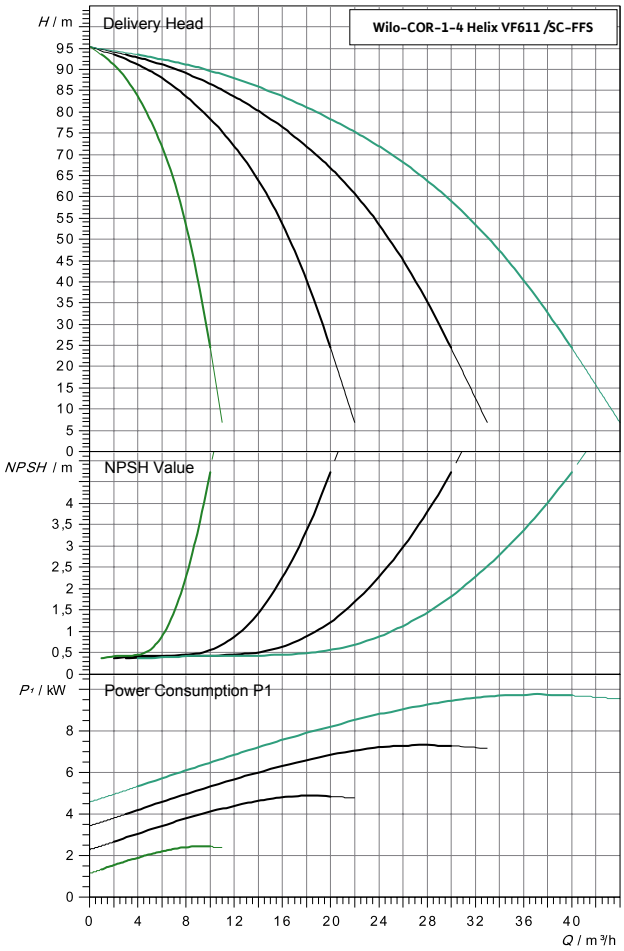

Hydraulic and motor data											
Wilo-...	Art. No.	Number of pumps	Nominal pressure	Power	Current	Hmax	Qmax	Hzul	Qzul	Qmin	DN bypass
		n	PN	P2 [kW]	I [A]	m	m³/h	m	m³/h	l/min	
COR-1 Helix VF610/SC-FFS	2863860	1	16	2,2	4,3	87	11	49,3	133	7,5	15
COR-2 Helix VF610/SC-FFS	2863911	2	16	4,4	8,6	87	22	49,3	16,2	15,0	20
COR-3 Helix VF610/SC-FFS	2863959	3	16	6,6	12,9	87	33	49,3	24,3	22,5	20
COR-4 Helix VF610/SC-FFS	2864009	4	16	8,8	17,2	87	44	49,3	32,4	30,0	20

Hydraulic and motor data											
Wilo-...	Art. No.	Number of pumps	Nominal pressure	Power	Current	Hmax	Qmax	Hzul	Qzul	Qmin	DN bypass
		n	PN	P2 [kW]	I [A]	m	m³/h	m	m³/h	l/min	
COR-1 Helix VF611/SC-FFS	2863861	1	16	3	5,6	95	11	53,6	133	7,5	15
COR-2 Helix VF611/SC-FFS	2863912	2	16	6	11,2	95	22	53,6	16,2	15,0	20
COR-3 Helix VF611/SC-FFS	2863960	3	16	9	16,8	95	33	53,6	24,3	22,5	20
COR-4 Helix VF611/SC-FFS	2864010	4	16	12	22,4	95	44	53,6	32,4	30,0	20

Q_{zul}: maximum permissible delivery flow for continuous operation in firefighting installation
H_{zul}: delivery head at Q_{zul}

Hydraulic data of the pressure boosting systems type Wilo-COR-1-4 Helix VF612-613/SC-FFS

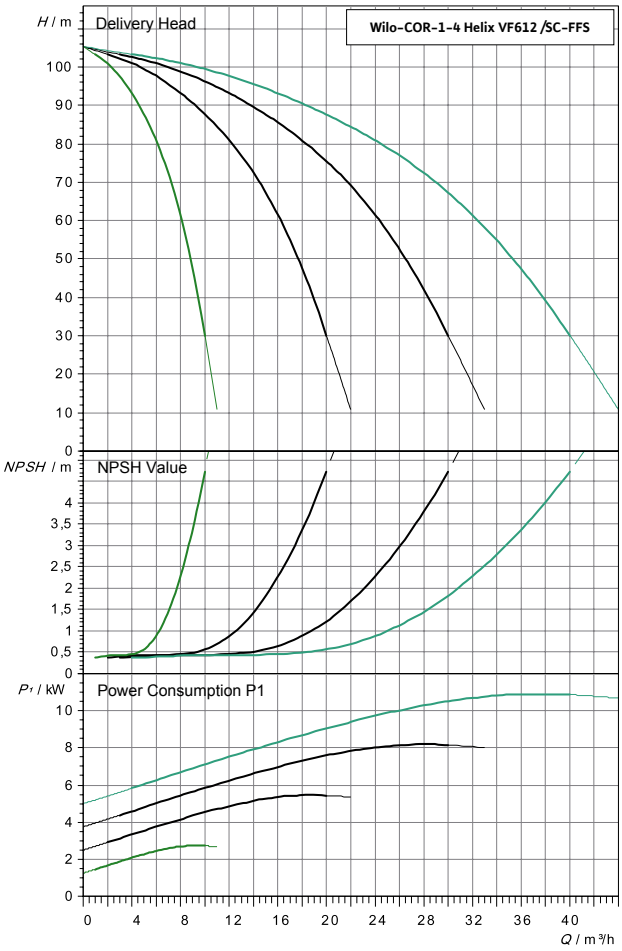

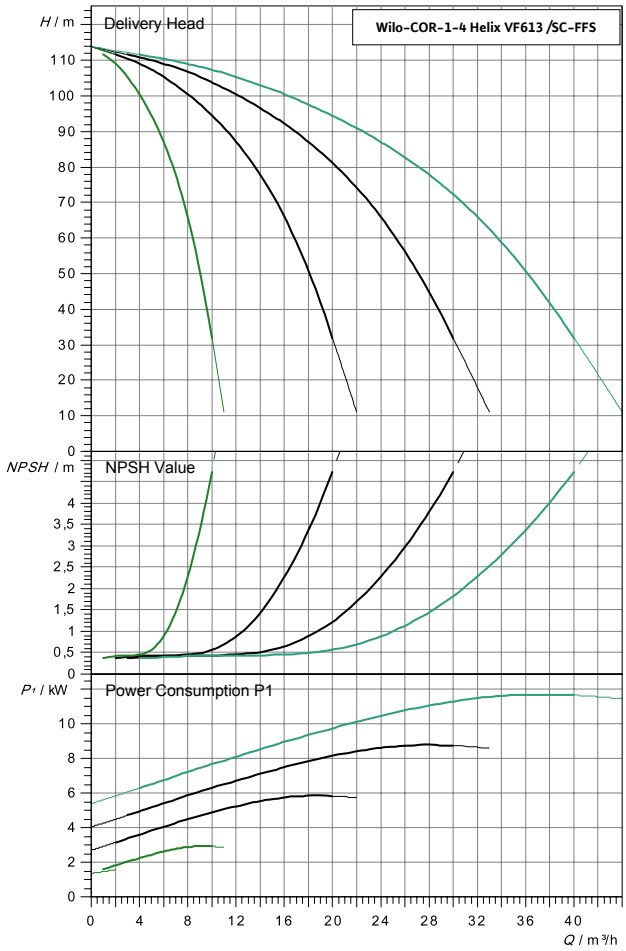

Hydraulic and motor data											
Wilo-...	Art. No.	Number of pumps	Nominal pressure	Power	Current	Hmax	Qmax	Hzul	Qzul	Qmin	DN bypass
		n	PN	P2 [kW]	I [A]	m	m³/h	m	m³/h	l/min	
COR-1 Helix VF612/SC-FFS	2863862	1	16	3	5,6	105	11	60,9	133	7,5	15
COR-2 Helix VF612/SC-FFS	2863913	2	16	6	11,2	105	22	60,9	16,2	15,0	20
COR-3 Helix VF612/SC-FFS	2863961	3	16	9	16,8	105	33	60,9	24,3	22,5	20
COR-4 Helix VF612/SC-FFS	2864011	4	16	12	22,4	105	44	60,9	32,4	30,0	20

Hydraulic and motor data											
Wilo-...	Art. No.	Number of pumps	Nominal pressure	Power	Current	Hmax	Qmax	Hzul	Qzul	Qmin	DN bypass
		n	PN	P2 [kW]	I [A]	m	m³/h	m	m³/h	l/min	
COR-1 Helix VF613/SC-FFS	2863863	1	16	3	5,6	114	11	65,6	133	7,5	15
COR-2 Helix VF613/SC-FFS	2863914	2	16	6	11,2	114	22	65,6	16,2	15,0	20
COR-3 Helix VF613/SC-FFS	2863962	3	16	9	16,8	114	33	65,6	24,3	22,5	20
COR-4 Helix VF613/SC-FFS	2864012	4	16	12	22,4	114	44	65,6	32,4	30,0	20

Q_{zul}: maximum permissible delivery flow for continuous operation in firefighting installation
H_{zul}: delivery head at Q_{zul}

Hydraulic data of the pressure boosting systems type Wilo-COR-1-4 Helix VF614-615/SC-FFS

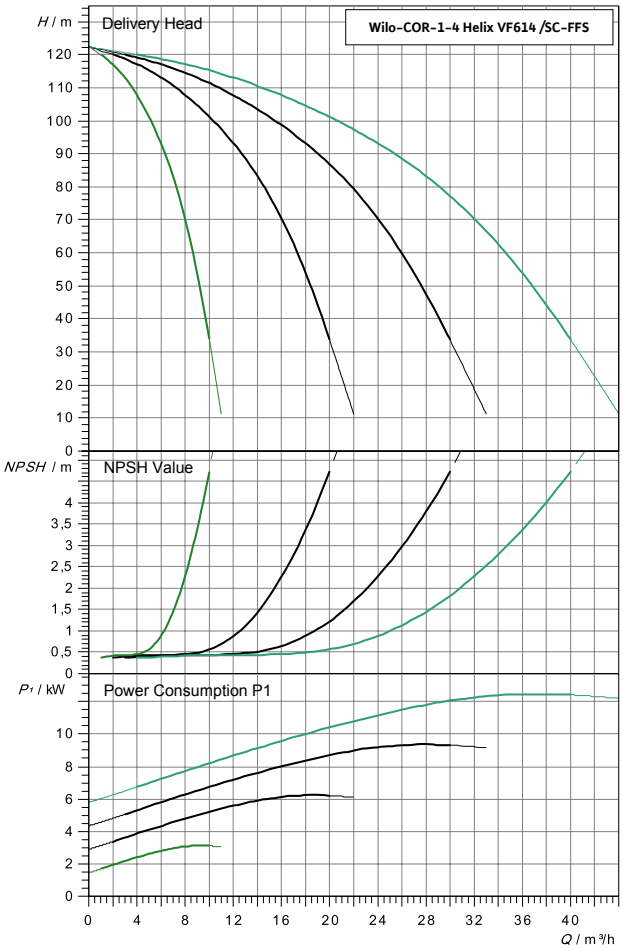

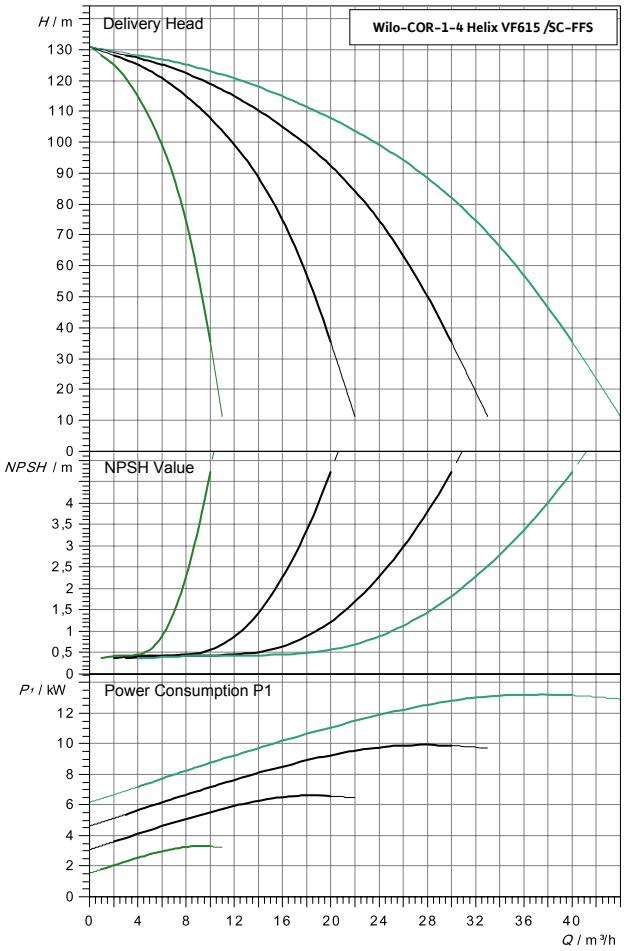

Hydraulic and motor data											
Wilo-...	Art. No.	Number of pumps	Nominal pressure	Power	Current	Hmax	Qmax	Hzul	Qzul	Qmin	DN bypass
		n	PN	P2 [kW]	I [A]	m	m³/h	m	m³/h	l/min	
COR-1 Helix VF614/SC-FFS	2863864	1	16	3	5,6	122	11	70,3	133	7,5	15
COR-2 Helix VF614/SC-FFS	2863915	2	16	6	11,2	122	22	70,3	16,2	15,0	20
COR-3 Helix VF614/SC-FFS	2863963	3	16	9	16,8	122	33	70,3	24,3	22,5	20
COR-4 Helix VF614/SC-FFS	2864013	4	16	12	22,4	122	44	70,3	32,4	30,0	20

Hydraulic and motor data											
Wilo-...	Art. No.	Number of pumps	Nominal pressure	Power	Current	Hmax	Qmax	Hzul	Qzul	Qmin	DN bypass
		n	PN	P2 [kW]	I [A]	m	m³/h	m	m³/h	l/min	
COR-1 Helix VF615/SC-FFS	2863865	1	16	4	7,4	131	11	74,8	133	7,5	15
COR-2 Helix VF615/SC-FFS	2863916	2	16	8	14,8	131	22	74,8	16,2	15,0	20
COR-3 Helix VF615/SC-FFS	2863964	3	16	12	22,2	131	33	74,8	24,3	22,5	20
COR-4 Helix VF615/SC-FFS	2864014	4	16	16	29,6	131	44	74,8	32,4	30,0	20

Q_{zul}: maximum permissible delivery flow for continuous operation in firefighting installation
H_{zul}: delivery head at Q_{zul}

Hydraulic data of the pressure boosting systems type Wilo-COR-1-4 Helix VF616-618/SC-FFS

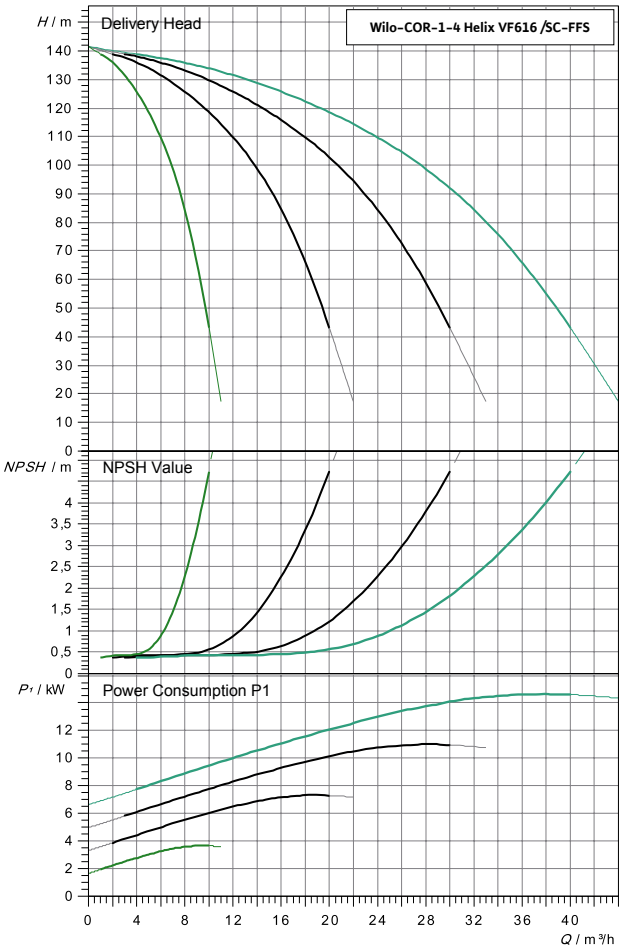

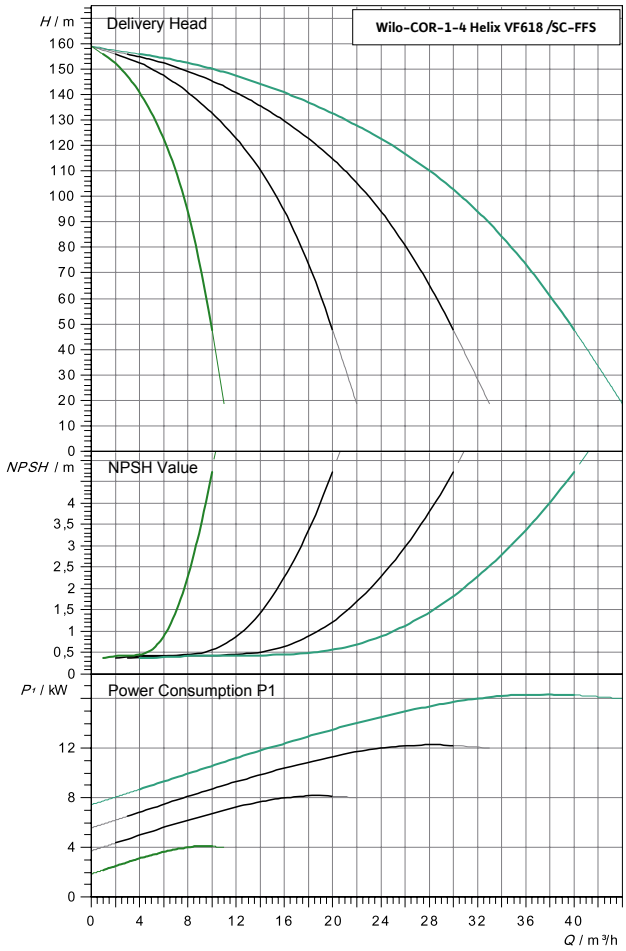

Hydraulic and motor data											
Wilo-...	Art. No.	Number of pumps	Nominal pressure	Power	Current	Hmax	Qmax	Hzul	Qzul	Qmin	DN bypass
		n	PN	P2 [kW]	I [A]	m	m³/h	m	m³/h	l/min	
COR-1 Helix VF616/SC-FFS	2863866	1	16	4	7,4	142	11	81,7	133	7,5	15
COR-2 Helix VF616/SC-FFS	2863917	2	16	8	14,8	142	22	81,7	16,2	15,0	20
COR-3 Helix VF616/SC-FFS	2863965	3	16	12	22,2	142	33	81,7	24,3	22,5	20
COR-4 Helix VF616/SC-FFS	2864015	4	16	16	29,6	142	44	81,7	32,4	30,0	20

Hydraulic and motor data											
Wilo-...	Art. No.	Number of pumps	Nominal pressure	Power	Current	Hmax	Qmax	Hzul	Qzul	Qmin	DN bypass
		n	PN	P2 [kW]	I [A]	m	m³/h	m	m³/h	l/min	
COR-1 Helix VF618/SC-FFS	2863867	1	25	4	7,4	159	11	90,9	133	7,5	15
COR-2 Helix VF618/SC-FFS	2863918	2	25	8	14,8	159	22	90,9	16,2	15,0	20
COR-3 Helix VF618/SC-FFS	2863966	3	25	12	22,2	159	33	90,9	24,3	22,5	20
COR-4 Helix VF618/SC-FFS	2864016	4	25	16	29,6	159	44	90,9	32,4	30,0	20

Q_{zul}: maximum permissible delivery flow for continuous operation in firefighting installation
H_{zul}: delivery head at Q_{zul}

Hydraulic data of the pressure boosting systems type Wilo-COR-1-4 Helix VF620-621/SC-FFS

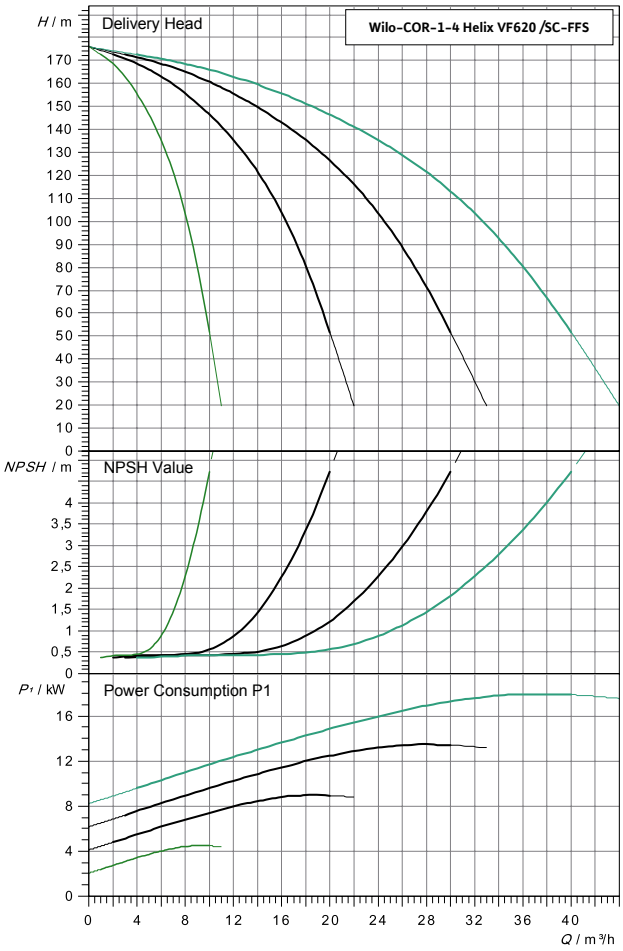

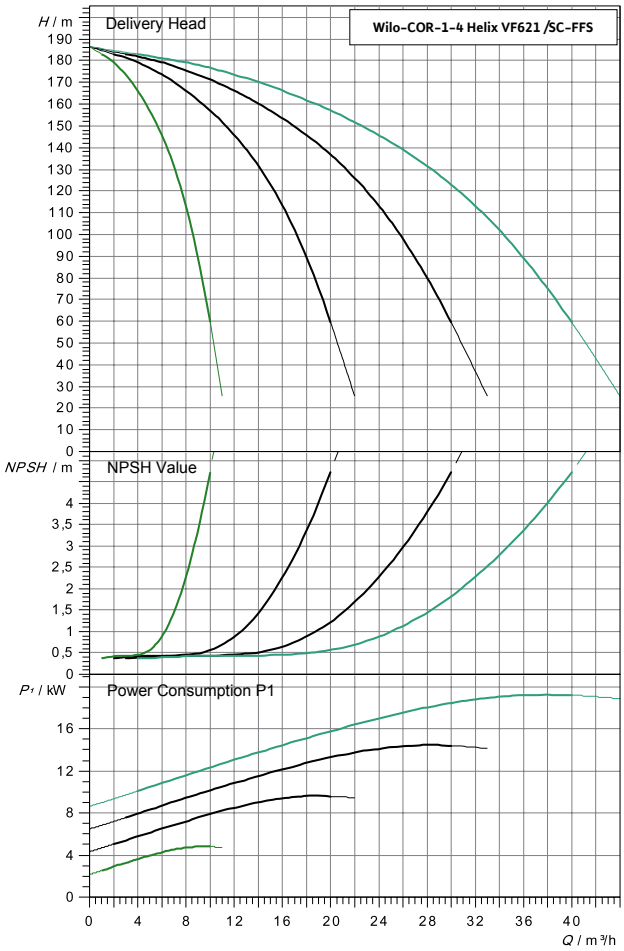

Hydraulic and motor data											
Wilo-...	Art. No.	Number of pumps	Nominal pressure	Power	Current	Hmax	Qmax	Hzul	Qzul	Qmin	DN bypass
		n	PN	P2 [kW]	I [A]	m	m³/h	m	m³/h	l/min	
COR-1 Helix VF620/SC-FFS	2863868	1	25	5,5	10,3	176	11	100	133	7,5	15
COR-2 Helix VF620/SC-FFS	2863919	2	25	11	20,6	176	22	100	16,2	15,0	20
COR-3 Helix VF620/SC-FFS	2863967	3	25	16,5	30,9	176	33	100	24,3	22,5	20
COR-4 Helix VF620/SC-FFS	2864017	4	25	22	41,2	176	44	100	32,4	30,0	20

Hydraulic and motor data											
Wilo-...	Art. No.	Number of pumps	Nominal pressure	Power	Current	Hmax	Qmax	Hzul	Qzul	Qmin	DN bypass
		n	PN	P2 [kW]	I [A]	m	m³/h	m	m³/h	l/min	
COR-1 Helix VF621/SC-FFS	2863869	1	25	5,5	10,3	187	11	108,1	133	7,5	15
COR-2 Helix VF621/SC-FFS	2863920	2	25	11	20,6	187	22	108,1	16,2	15,0	20
COR-3 Helix VF621/SC-FFS	2863968	3	25	16,5	30,9	187	33	108,1	24,3	22,5	20
COR-4 Helix VF621/SC-FFS	2864018	4	25	22	41,2	187	44	108,1	32,4	30,0	20

Q_{zul}: maximum permissible delivery flow for continuous operation in firefighting installation
H_{zul}: delivery head at Q_{zul}

Hydraulic data of the pressure boosting systems type Wilo-COR-1-4 Helix VF623-625/SC-FFS

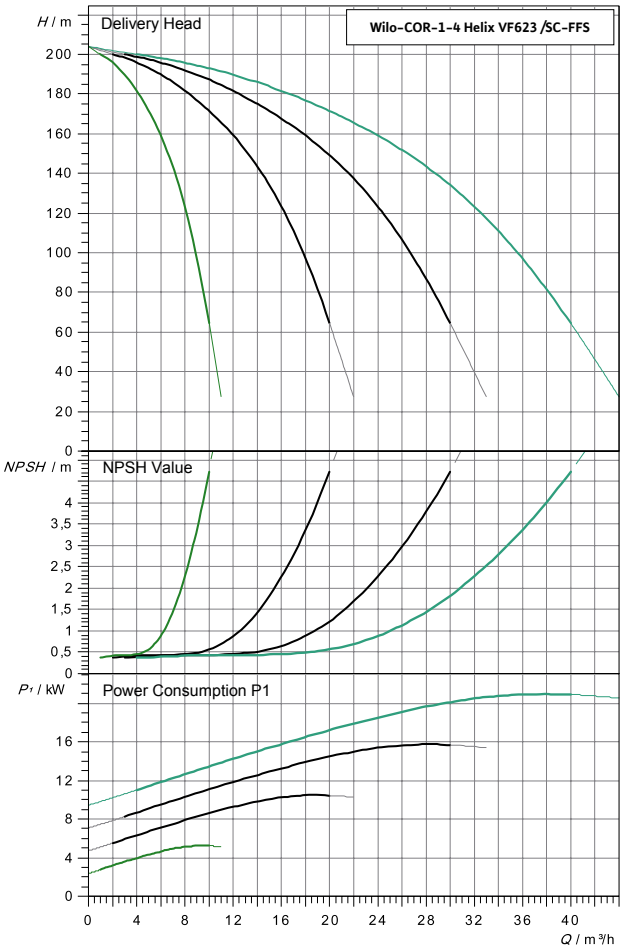

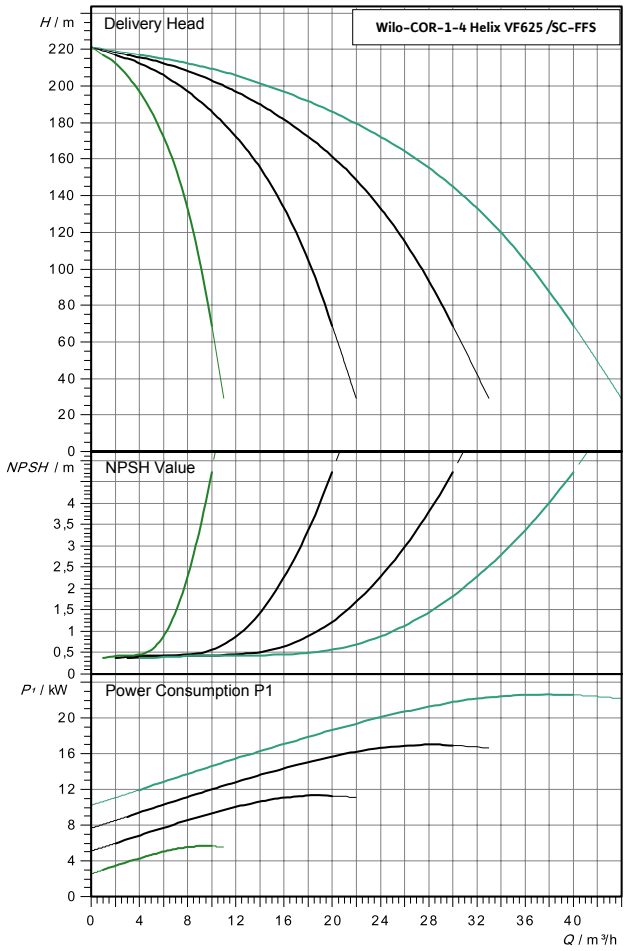

Hydraulic and motor data											
Wilo-...	Art. No.	Number of pumps	Nominal pressure	Power	Current	Hmax	Qmax	Hzul	Qzul	Qmin	DN bypass
		n	PN	P2 [kW]	I [A]	m	m³/h	m	m³/h	l/min	
COR-1 Helix VF623/SC-FFS	2863870	1	25	5,5	10,3	204	11	117,6	133	7,5	15
COR-2 Helix VF623/SC-FFS	2863921	2	25	11	20,6	204	22	117,6	16,2	15,0	20
COR-3 Helix VF623/SC-FFS	2863969	3	25	16,5	30,9	204	33	117,6	24,3	22,5	20
COR-4 Helix VF623/SC-FFS	2864019	4	25	22	41,2	204	44	117,6	32,4	30,0	20

Hydraulic and motor data											
Wilo-...	Art. No.	Number of pumps	Nominal pressure	Power	Current	Hmax	Qmax	Hzul	Qzul	Qmin	DN bypass
		n	PN	P2 [kW]	I [A]	m	m³/h	m	m³/h	l/min	
COR-1 Helix VF625/SC-FFS	2863871	1	25	5,5	10,3	221	11	127	133	7,5	15
COR-2 Helix VF625/SC-FFS	2863922	2	25	11	20,6	221	22	127	16,2	15,0	20
COR-3 Helix VF625/SC-FFS	2863970	3	25	16,5	30,9	221	33	127	24,3	22,5	20
COR-4 Helix VF625/SC-FFS	2864020	4	25	22	41,2	221	44	127	32,4	30,0	20

Q_{zul}: maximum permissible delivery flow for continuous operation in firefighting installation
H_{zul}: delivery head at Q_{zul}

Dimension of pressure boosting sets type Wilo-COR-1-4 Helix VF6xx/SC-FFS

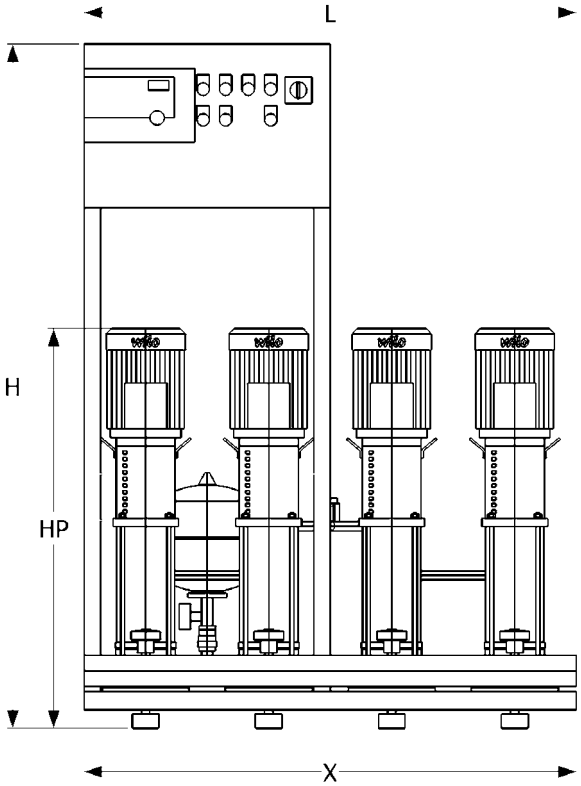

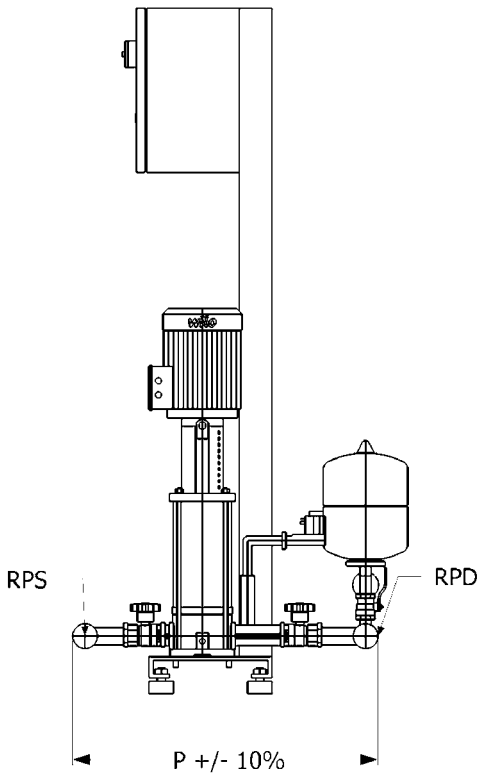

Dimensions									
Wilo-...	Art. No.	Nominal diameter suction side	Nominal diameter pressure side	Dimensions [mm]					
	-	RpS	RpD	X	H	HP	L	L1	P
COR-1 Helix VF604/SC-FFS	2863856	DN 32	Rp 1¼"		1670	715	600		450
COR-2 Helix VF604/SC-FFS	2863906	Rp 2"	Rp 2"	600	1670	715	600	300	683
COR-3 Helix VF604/SC-FFS	2863955	Rp 2½"	Rp 2½"	900	1670	715	900	300	690
COR-4 Helix VF604/SC-FFS	2864005	Rp 2½"	Rp 2½"	1200	1670	715	1200	300	690
COR-1 Helix VF606/SC-FFS	2863857	DN 32	Rp 1¼"		1670	790	600		450
COR-2 Helix VF606/SC-FFS	2863907	Rp 2"	Rp 2"	600	1670	790	600	300	683
COR-3 Helix VF606/SC-FFS	2863956	Rp 2½"	Rp 2½"	900	1670	790	900	300	755
COR-4 Helix VF606/SC-FFS	2864006	Rp 2½"	Rp 2½"	1200	1670	790	1200	300	755
COR-1 Helix VF608/SC-FFS	2863858	DN 32	Rp 1¼"		1670	898	600		450
COR-2 Helix VF608/SC-FFS	2863908	Rp 2"	Rp 2"	600	1670	898	600	300	683
COR-3 Helix VF608/SC-FFS	2863957	Rp 2½"	Rp 2½"	900	1670	898	900	300	755
COR-4 Helix VF608/SC-FFS	2864007	Rp 2½"	Rp 2½"	1200	1670	898	1200	300	755
COR-1 Helix VF609/SC-FFS	2863859	DN 32	Rp 1¼"		1670	935	600		450
COR-2 Helix VF609/SC-FFS	2863910	Rp 2"	Rp 2"	600	1670	935	600	300	683
COR-3 Helix VF609/SC-FFS	2863958	Rp 2½"	Rp 2½"	900	1670	935	900	300	755
COR-4 Helix VF609/SC-FFS	2864008	Rp 2½"	Rp 2½"	1200	1670	935	1200	300	755
COR-1 Helix VF610/SC-FFS	2863860	DN 32	Rp 1¼"		1670	973	600		450
COR-2 Helix VF610/SC-FFS	2863911	Rp 2"	Rp 2"	600	1670	973	600	300	683
COR-3 Helix VF610/SC-FFS	2863959	Rp 2½"	Rp 2½"	900	1670	973	900	300	755
COR-4 Helix VF610/SC-FFS	2864009	Rp 2½"	Rp 2½"	1200	1670	973	1200	300	755
COR-1 Helix VF611/SC-FFS	2863861	DN 32	Rp 1¼"		1670	1048	600		450
COR-2 Helix VF611/SC-FFS	2863912	Rp 2"	Rp 2"	600	1670	1048	600	300	683
COR-3 Helix VF611/SC-FFS	2863960	Rp 2½"	Rp 2½"	900	1670	1048	900	300	755

Dimensions

Wilo-...	Art. No.	Nominal diameter suction side	Nominal diameter pressure side	Dimensions [mm]					
	-	RpS	RpD	X	H	HP	L	L1	P
COR-4 Helix VF611/SC-FFS	2864010	Rp 2½"	Rp 2½"	1200	1670	1048	1200	300	755
COR-1 Helix VF612/SC-FFS	2863862	DN 32	Rp 1¼"		1670	1083	600		450
COR-2 Helix VF612/SC-FFS	2863913	Rp 2"	Rp 2"	600	1870	1083	600	300	683
COR-3 Helix VF612/SC-FFS	2863961	Rp 2½"	Rp 2½"	900	1870	1083	900	300	755
COR-4 Helix VF612/SC-FFS	2864011	Rp 2½"	Rp 2½"	1200	1870	1083	1200	300	755
COR-1 Helix VF613/SC-FFS	2863863	DN 32	Rp 1¼"		1670	1158	600		450
COR-2 Helix VF613/SC-FFS	2863914	Rp 2"	Rp 2"	600	1870	1158	600	300	683
COR-3 Helix VF613/SC-FFS	2863962	Rp 2½"	Rp 2½"	900	1870	1158	900	300	755
COR-4 Helix VF613/SC-FFS	2864012	Rp 2½"	Rp 2½"	1200	1870	1158	1200	300	755
COR-1 Helix VF614/SC-FFS	2863864	DN 32	Rp 1¼"		1670	1158	600		450
COR-2 Helix VF614/SC-FFS	2863915	Rp 2"	Rp 2"	600	1870	1158	600	300	683
COR-3 Helix VF614/SC-FFS	2863963	Rp 2½"	Rp 2½"	900	1870	1158	900	300	755
COR-4 Helix VF614/SC-FFS	2864013	Rp 2½"	Rp 2½"	1200	1870	1158	1200	300	755
COR-1 Helix VF615/SC-FFS	2863865	DN 32	Rp 1¼"		1670	1277	600		450
COR-2 Helix VF615/SC-FFS	2863916	Rp 2"	Rp 2"	600	1670	1277	900	300	683
COR-3 Helix VF615/SC-FFS	2863964	Rp 2½"	Rp 2½"	900	1670	1277	1200	300	755
COR-4 Helix VF615/SC-FFS	2864014	Rp 2½"	Rp 2½"	1200	1670	1277	1500	300	755
COR-1 Helix VF616/SC-FFS	2863866	DN 32	Rp 1¼"		1670	1277	600		450
COR-2 Helix VF616/SC-FFS	2863917	Rp 2"	Rp 2"	600	1670	1277	900	300	683
COR-3 Helix VF616/SC-FFS	2863965	Rp 2½"	Rp 2½"	900	1670	1277	1200	300	755
COR-4 Helix VF616/SC-FFS	2864015	Rp 2½"	Rp 2½"	1200	1670	1277	1500	300	755
COR-1 Helix VF618/SC-FFS	2863867	DN 32	Rp 1¼"		1670	1377	600		450
COR-2 Helix VF618/SC-FFS	2863918	Rp 2"	Rp 2"	600	1670	1377	900	300	
COR-3 Helix VF618/SC-FFS	2863966	Rp 2½"	Rp 2½"	900	1670	1377	1200	300	
COR-4 Helix VF618/SC-FFS	2864016	Rp 2½"	Rp 2½"	1200	1670	1377	1500	300	
COR-1 Helix VF620/SC-FFS	2863868	DN 32	Rp 1¼"		1700	1452	600		450
COR-2 Helix VF620/SC-FFS	2863919	R 2"	R 2"	1000	1670	1452	1500	500	
COR-3 Helix VF620/SC-FFS	2863967	Rp 2½"	Rp 2½"	1500	1670	1452	2000	500	
COR-4 Helix VF620/SC-FFS	2864017	Rp 2½"	Rp 2½"	2000	1670	1452	2500	500	
COR-1 Helix VF621/SC-FFS	2863869	DN 32	Rp 1¼"		1700	1519	600		450
COR-2 Helix VF621/SC-FFS	2863920	R 2"	R 2"	1000	1670	1519	1500	500	
COR-3 Helix VF621/SC-FFS	2863968	Rp 2½"	Rp 2½"	1500	1670	1519	2000	500	
COR-4 Helix VF621/SC-FFS	2864018	Rp 2½"	Rp 2½"	2000	1670	1519	2500	500	
COR-1 Helix VF623/SC-FFS	2863870	DN 32	Rp 1¼"		1700	1594	600		450
COR-2 Helix VF623/SC-FFS	2863921	R 2"	R 2"	1000	1670	1594	1500	500	
COR-3 Helix VF623/SC-FFS	2863969	Rp 2½"	Rp 2½"	1500	1670	1594	2000	500	
COR-4 Helix VF623/SC-FFS	2864019	Rp 2½"	Rp 2½"	2000	1670	1594	2500	500	
COR-1 Helix VF625/SC-FFS	2863871	DN 32	Rp 1¼"		1700	1669	600		450
COR-2 Helix VF625/SC-FFS	2863922	R 2"	R 2"	1000	1670	1669	1500	500	
COR-3 Helix VF625/SC-FFS	2863970	Rp 2½"	Rp 2½"	1500	1670	1669	2000	500	
COR-4 Helix VF625/SC-FFS	2864020	Rp 2½"	Rp 2½"	2000	1670	1669	2500	500	

Hydraulic data of the pressure boosting systems type Wilo-COR-1-4 Helix VF1002-1004/SC-FFS

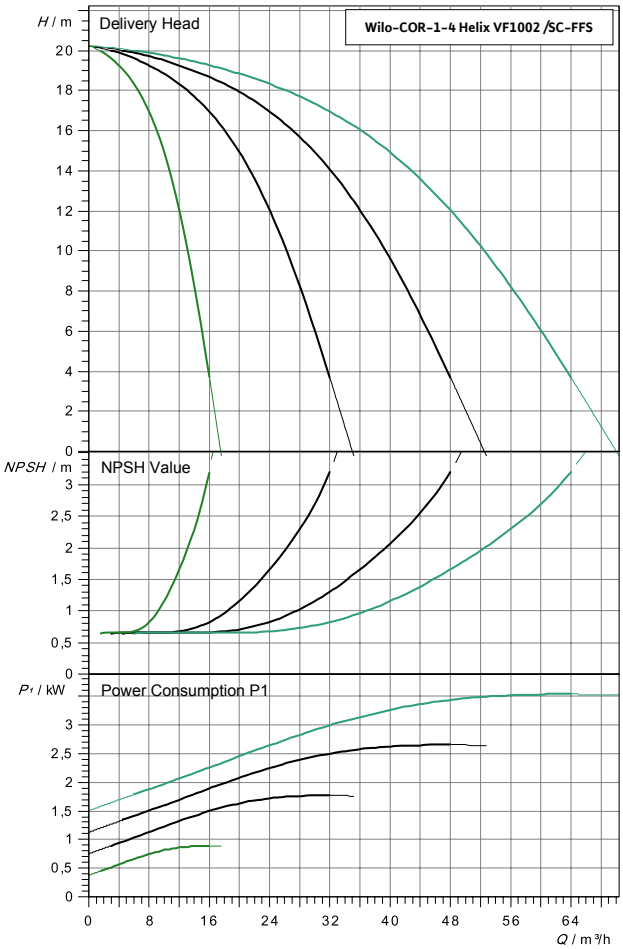

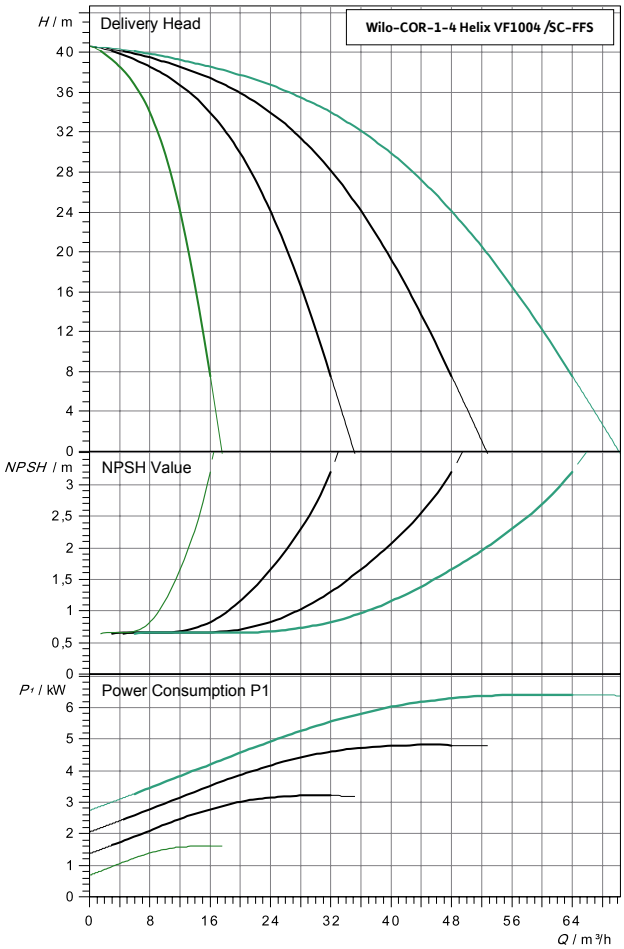

Hydraulic and motor data											
Wilo-...	Art. No.	Number of pumps	Nominal pressure	Power	Current	Hmax	Qmax	Hzul	Qzul	Qmin	DN bypass
		n	PN	P2 [kW]	I [A]	m	m³/h	m	m³/h	l/min	
COR-1 Helix VF1002/SC-FFS	2863874	1	16	1,1	3,1	20	17,5	5,9	250	13,3	15
COR-2 Helix VF1002/SC-FFS	2863924	2	16	2,2	6,2	20	35	5,9	30,6	26,7	20
COR-3 Helix VF1002/SC-FFS	2863972	3	16	3,3	9,3	20	52,5	5,9	45,9	40,0	20
COR-4 Helix VF1002/SC-FFS	2864022	4	16	4,4	12,4	20	70	5,9	61,2	53,3	20

Hydraulic and motor data											
Wilo-...	Art. No.	Number of pumps	Nominal pressure	Power	Current	Hmax	Qmax	Hzul	Qzul	Qmin	DN bypass
		n	PN	P2 [kW]	I [A]	m	m³/h	m	m³/h	l/min	
COR-1 Helix VF1004/SC-FFS	2863875	1	16	2,2	4,3	41	17,5	13,2	250	13,3	15
COR-2 Helix VF1004/SC-FFS	2863925	2	16	4,4	8,6	41	35	13,2	30,6	26,7	20
COR-3 Helix VF1004/SC-FFS	2863973	3	16	6,6	12,9	41	52,5	13,2	45,9	40,0	20
COR-4 Helix VF1004/SC-FFS	2864023	4	16	8,8	17,2	41	70	13,2	61,2	53,3	20

Q_{zul}: maximum permissible delivery flow for continuous operation in firefighting installation
H_{zul}: delivery head at Q_{zul}

Hydraulic data of the pressure boosting systems type Wilo-COR-1-4 Helix VF1006-1007/SC-FFS

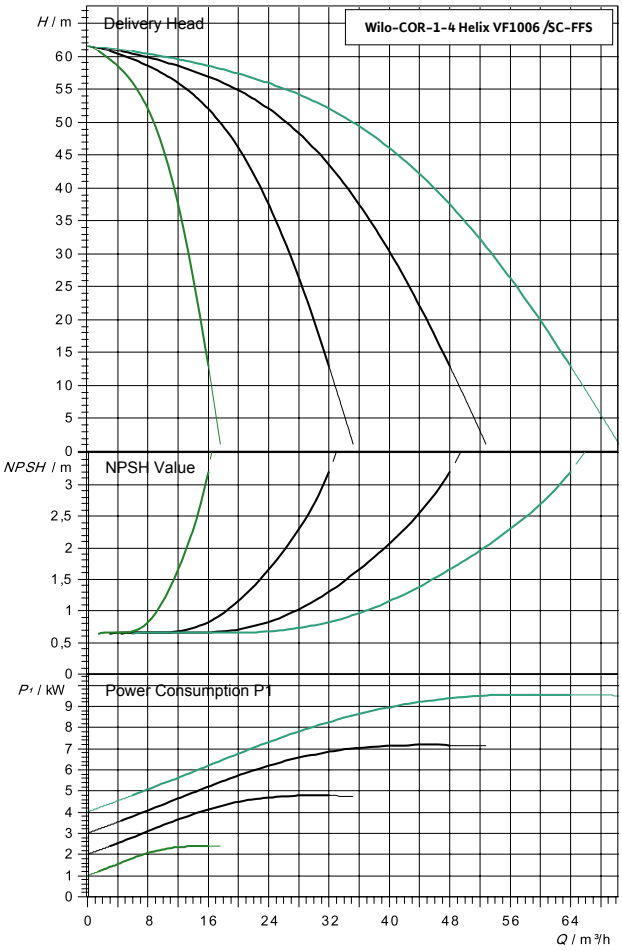

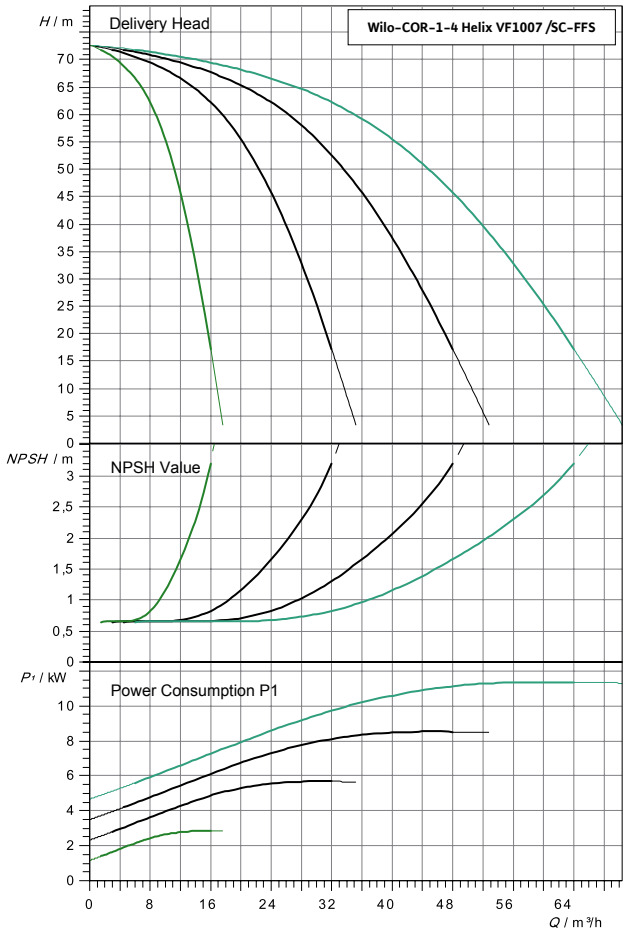

Hydraulic and motor data											
Wilo-...	Art. No.	Number of pumps	Nominal pressure	Power	Current	Hmax	Qmax	Hzul	Qzul	Qmin	DN bypass
		n	PN	P2 [kW]	I [A]	m	m³/h	m	m³/h	l/min	
COR-1 Helix VF1006/SC-FFS	2863876	1	16	3	5,6	62	17,5	19,1	250	13,3	15
COR-2 Helix VF1006/SC-FFS	2863926	2	16	6	11,2	62	35	19,1	30,6	26,7	20
COR-3 Helix VF1006/SC-FFS	2863974	3	16	9	16,8	62	52,5	19,1	45,9	40,0	20
COR-4 Helix VF1006/SC-FFS	2864024	4	16	12	22,4	62	70	19,1	61,2	53,3	20

Hydraulic and motor data											
Wilo-...	Art. No.	Number of pumps	Nominal pressure	Power	Current	Hmax	Qmax	Hzul	Qzul	Qmin	DN bypass
		n	PN	P2 [kW]	I [A]	m	m³/h	m	m³/h	l/min	
COR-1 Helix VF1007/SC-FFS	2863877	1	16	3	5,6	73	17,5	23,8	250	13,3	15
COR-2 Helix VF1007/SC-FFS	2863927	2	16	6	11,2	73	35	23,8	30,6	26,7	20
COR-3 Helix VF1007/SC-FFS	2863975	3	16	9	16,8	73	52,5	23,8	45,9	40,0	20
COR-4 Helix VF1007/SC-FFS	2864025	4	16	12	22,4	73	70	23,8	61,2	53,3	20

Q_{zul}: maximum permissible delivery flow for continuous operation in firefighting installation
H_{zul}: delivery head at Q_{zul}

Hydraulic data of the pressure boosting systems type Wilo-COR-1-4 Helix VF1008-1009/SC-FFS

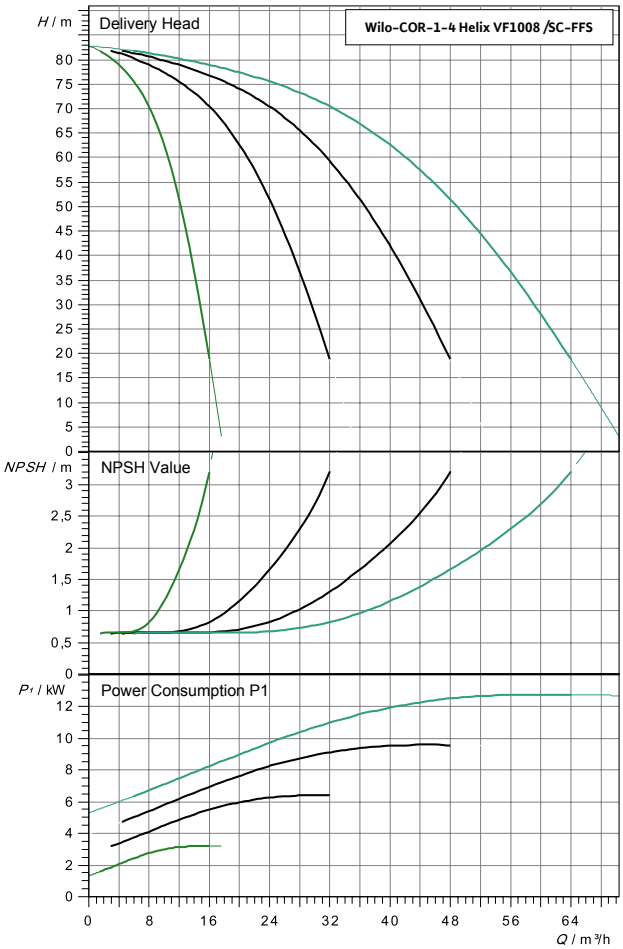

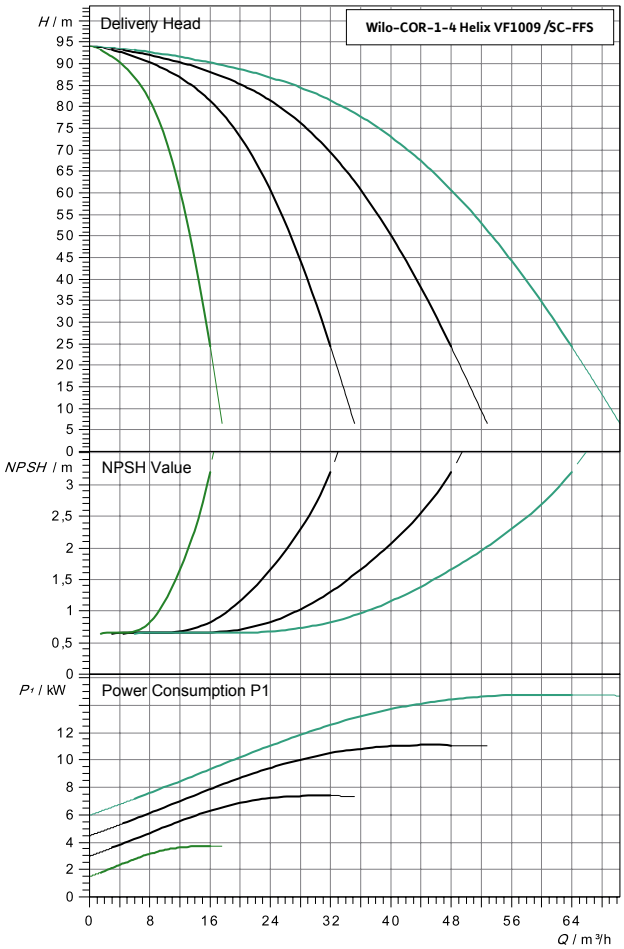

Hydraulic and motor data											
Wilo-...	Art. No.	Number of pumps	Nominal pressure	Power	Current	Hmax	Qmax	Hzul	Qzul	Qmin	DN bypass
		n	PN	P2 [kW]	I [A]	m	m³/h	m	m³/h	l/min	
COR-1 Helix VF1008/SC-FFS	2863878	1	16	4	7,4	83	17,5	26,7	15	13,3	15
COR-2 Helix VF1008/SC-FFS	2863928	2	16	8	14,8	83	35	26,7	30,6	26,7	20
COR-3 Helix VF1008/SC-FFS	2863976	3	16	12	22,2	83	52,5	26,7	45,9	40,0	20
COR-4 Helix VF1008/SC-FFS	2864026	4	16	16	29,6	83	70	26,7	61,2	53,3	20

Hydraulic and motor data											
Wilo-...	Art. No.	Number of pumps	Nominal pressure	Power	Current	Hmax	Qmax	Hzul	Qzul	Qmin	DN bypass
		n	PN	P2 [kW]	I [A]	m	m³/h	m	m³/h	l/min	
COR-1 Helix VF1009/SC-FFS	2863879	1	16	4	7,4	94	17,5	31,1	15	13,3	15
COR-2 Helix VF1009/SC-FFS	2863929	2	16	8	14,8	94	35	31,1	30,6	26,7	20
COR-3 Helix VF1009/SC-FFS	2863977	3	16	12	22,2	94	52,5	31,1	45,9	40,0	20
COR-4 Helix VF1009/SC-FFS	2864027	4	16	16	29,6	94	70	31,1	61,2	53,3	20

Q_{zul}: maximum permissible delivery flow for continuous operation in firefighting installation
H_{zul}: delivery head at Q_{zul}

Hydraulic data of the pressure boosting systems type Wilo-COR-1-4 Helix VF1010-1011/SC-FFS

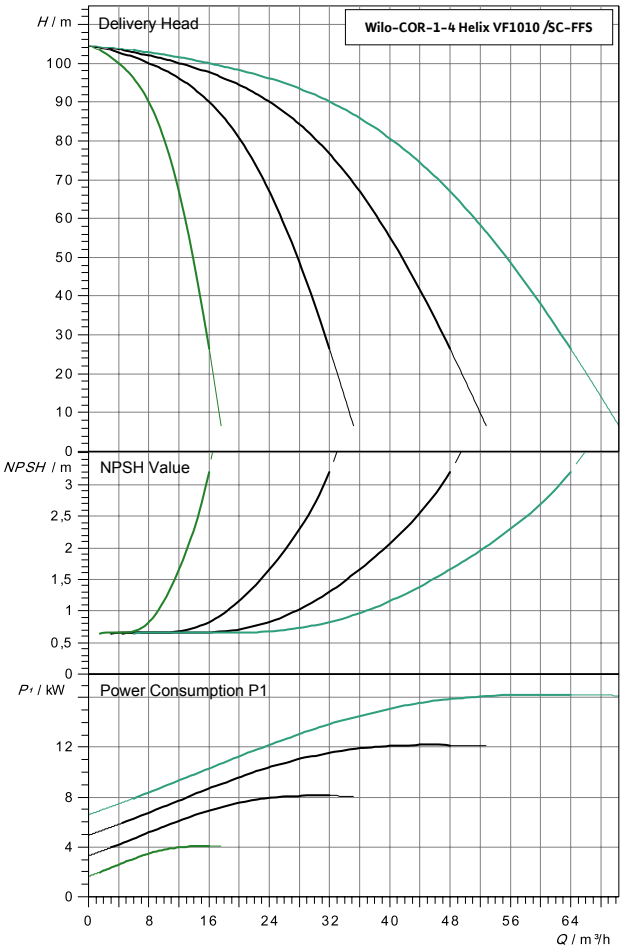

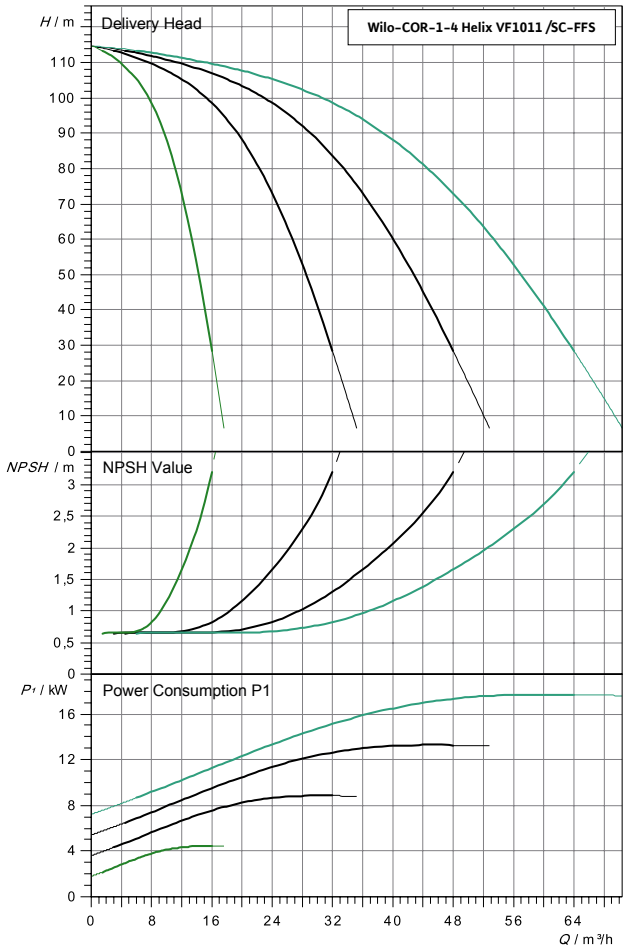

Hydraulic and motor data											
Wilo-...	Art. No.	Number of pumps	Nominal pressure	Power	Current	Hmax	Qmax	Hzul	Qzul	Qmin	DN bypass
		n	PN	P2 [kW]	I [A]	m	m³/h	m	m³/h	l/min	
COR-1 Helix VF1010/SC-FFS	2863880	1	16	4	7,4	104	17,5	34	250	13,3	15
COR-2 Helix VF1010/SC-FFS	2863930	2	16	8	14,8	104	35	34	30,6	26,7	20
COR-3 Helix VF1010/SC-FFS	2863978	3	16	12	22,2	104	52,5	34	45,9	40,0	20
COR-4 Helix VF1010/SC-FFS	2864028	4	16	16	29,6	104	70	34	61,2	53,3	20

Hydraulic and motor data											
Wilo-...	Art. No.	Number of pumps	Nominal pressure	Power	Current	Hmax	Qmax	Hzul	Qzul	Qmin	DN bypass
		n	PN	P2 [kW]	I [A]	m	m³/h	m	m³/h	l/min	
COR-1 Helix VF1011/SC-FFS	2863881	1	16	5,5	10,3	115	17,5	36,7	250	13,3	15
COR-2 Helix VF1011/SC-FFS	2863931	2	16	11	20,6	115	35	36,7	30,6	26,7	20
COR-3 Helix VF1011/SC-FFS	2863979	3	16	16,5	30,9	115	52,5	36,7	45,9	40,0	20
COR-4 Helix VF1011/SC-FFS	2864029	4	16	22	41,2	115	70	36,7	61,2	53,3	20

Q_{zul}: maximum permissible delivery flow for continuous operation in firefighting installation
H_{zul}: delivery head at Q_{zul}

Hydraulic data of the pressure boosting systems type Wilo-COR-1-4 Helix VF1012-1013/SC-FFS

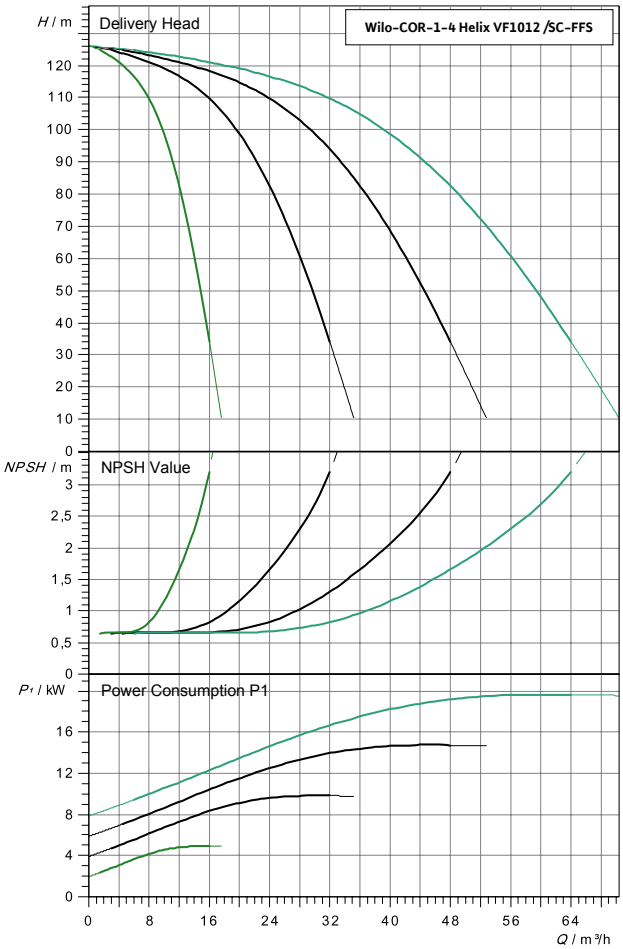

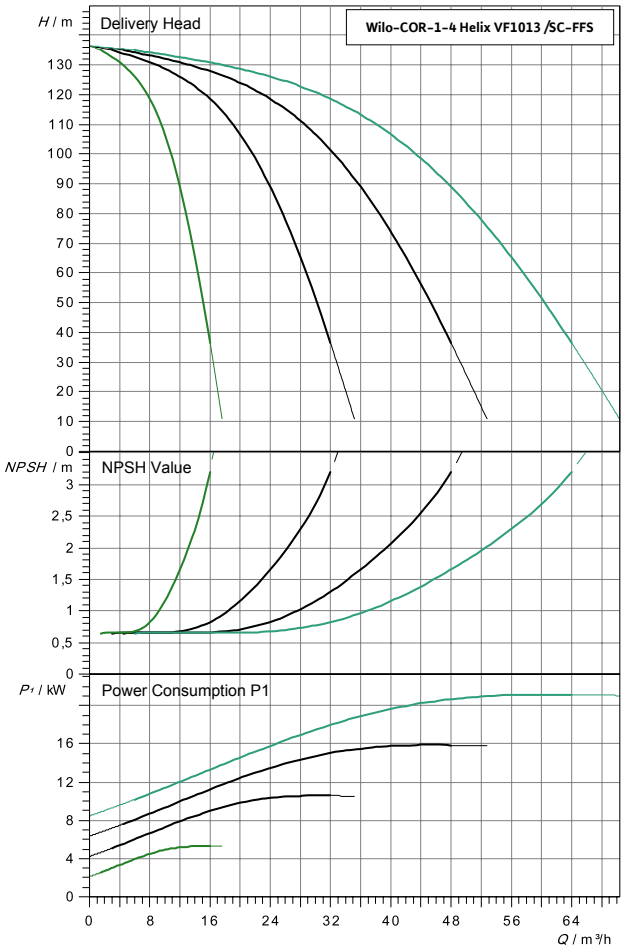

Hydraulic and motor data											
Wilo-...	Art. No.	Number of pumps	Nominal pressure	Power	Current	Hmax	Qmax	Hzul	Qzul	Qmin	DN bypass
		n	PN	P2 [kW]	I [A]	m	m³/h	m	m³/h	l/min	
COR-1 Helix VF1012/SC-FFS	2863882	1	16	5,5	10,3	126	17,5	42,1	250	13,3	15
COR-2 Helix VF1012/SC-FFS	2863932	2	16	11	20,6	126	35	42,1	30,6	26,7	20
COR-3 Helix VF1012/SC-FFS	2863980	3	16	16,5	30,9	126	52,5	42,1	45,9	40,0	20
COR-4 Helix VF1012/SC-FFS	2864030	4	16	22	41,2	126	70	42,1	61,2	53,3	20

Hydraulic and motor data											
Wilo-...	Art. No.	Number of pumps	Nominal pressure	Power	Current	Hmax	Qmax	Hzul	Qzul	Qmin	DN bypass
		n	PN	P2 [kW]	I [A]	m	m³/h	m	m³/h	l/min	
COR-1 Helix VF1013/SC-FFS	2863883	1	16	5,5	10,3	136	17,5	45,1	250	13,3	15
COR-2 Helix VF1013/SC-FFS	2863933	2	16	11	20,6	136	35	45,1	30,6	26,7	20
COR-3 Helix VF1013/SC-FFS	2863981	3	16	16,5	30,9	136	52,5	45,1	45,9	40,0	20
COR-4 Helix VF1013/SC-FFS	2864031	4	16	22	41,2	136	70	45,1	61,2	53,3	20

Q_{zul}: maximum permissible delivery flow for continuous operation in firefighting installation
H_{zul}: delivery head at Q_{zul}

Hydraulic data of the pressure boosting systems type Wilo-COR-1-4 Helix VF1015-1019/SC-FFS

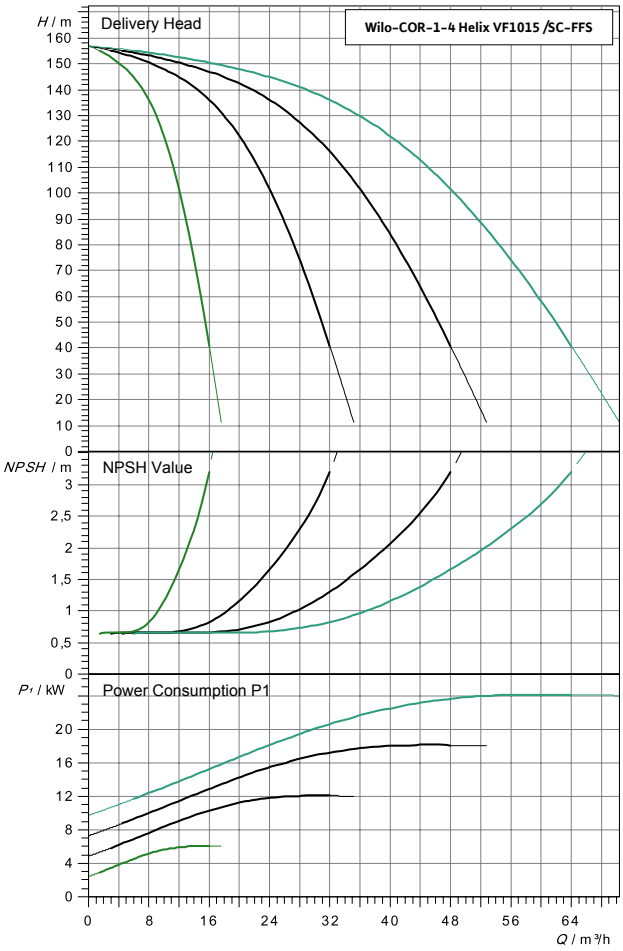

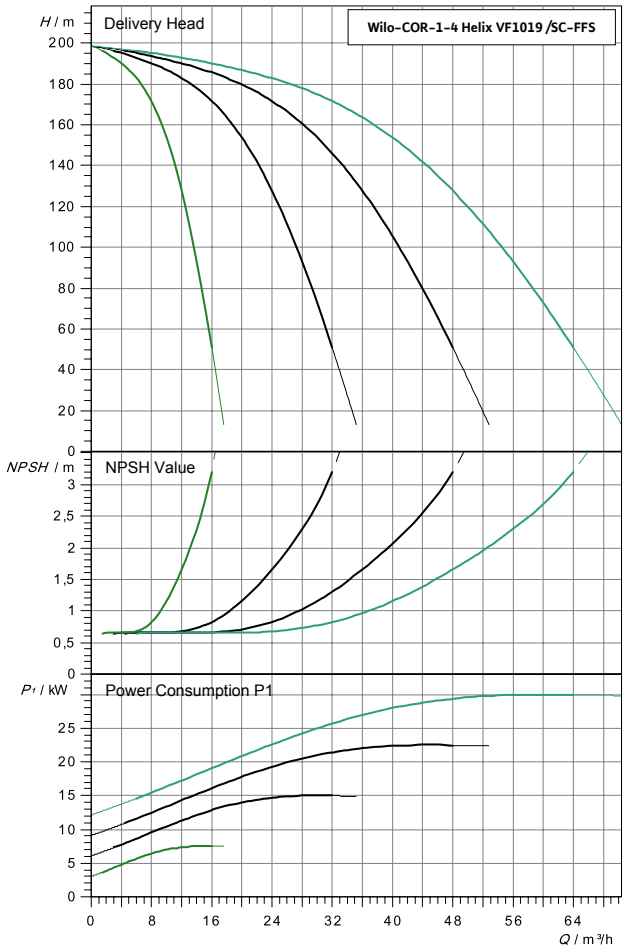

Hydraulic and motor data											
Wilo-...	Art. No.	Number of pumps	Nominal pressure	Power	Current	Hmax	Qmax	Hzul	Qzul	Qmin	DN bypass
		n	PN	P2 [kW]	I [A]	m	m³/h	m	m³/h	l/min	
COR-1 Helix VF1015/SC-FFS	2863885	1	16	7,5	13,7	157	17,5	51	250	13,3	15
COR-2 Helix VF1015/SC-FFS	2863934	2	16	15	27,4	157	35	51	30,6	26,7	20
COR-3 Helix VF1015/SC-FFS	2863982	3	16	22,5	41,1	157	52,5	51	45,9	40,0	20
COR-4 Helix VF1015/SC-FFS	2864032	4	16	30	54,8	157	70	51	61,2	53,3	20

Hydraulic and motor data											
Wilo-...	Art. No.	Number of pumps	Nominal pressure	Power	Current	Hmax	Qmax	Hzul	Qzul	Qmin	DN bypass
		n	PN	P2 [kW]	I [A]	m	m³/h	m	m³/h	l/min	
COR-1 Helix VF1019/SC-FFS	2863886	1	25	7,5	13,7	198	17,5	64,6	250	13,3	15
COR-2 Helix VF1019/SC-FFS	2863935	2	25	15	27,4	198	35	64,6	30,6	26,7	20
COR-3 Helix VF1019/SC-FFS	2863983	3	25	22,5	41,1	198	52,5	64,6	45,9	40,0	20
COR-4 Helix VF1019/SC-FFS	2864033	4	25	30	54,8	198	70	64,6	61,2	53,3	20

Q_{zul}: maximum permissible delivery flow for continuous operation in firefighting installation
H_{zul}: delivery head at Q_{zul}

Dimensions of pressure boosting sets type Wilo-COR-1-4 Helix VF10xx/SC-FFS

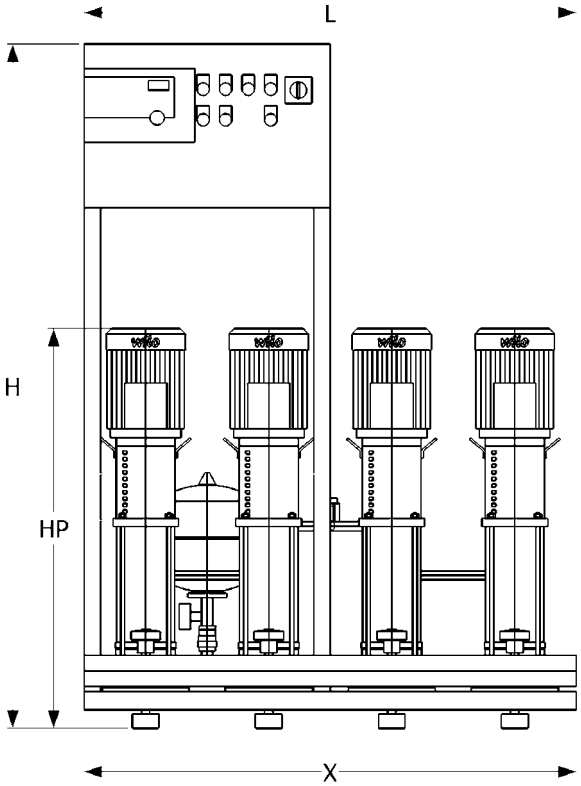

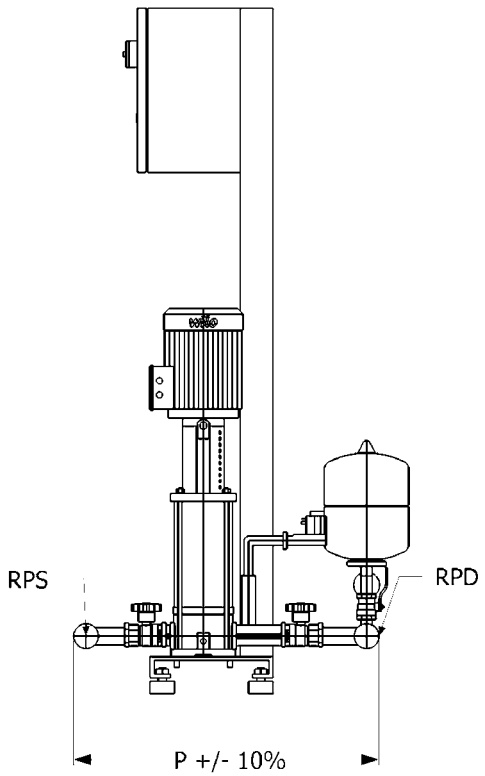

Dimensions									
Wilo-...	Art. No.	Nominal diameter suction side	Nominal diameter pressure side	Dimensions [mm]					
	-	RpS	RpD	X	H	HP	L	L1	P
COR-1 Helix VF1002/SC-FFS	2529675	DN 40	Rp 1½"		1670	661	600		450
COR-2 Helix VF1002/SC-FFS	2863924	Rp 3"	Rp 3"	600	1685	661	600	300	854
COR-3 Helix VF1002/SC-FFS	2863972	Rp 3"	Rp 3"	900	1685	661	900	300	905
COR-4 Helix VF1002/SC-FFS	2864022	Rp 3"	Rp 3"	1200	1685	661	1200	300	905
COR-1 Helix VF1004/SC-FFS	2529675	DN 40	Rp 1½"		1670	768,5	600		450
COR-2 Helix VF1004/SC-FFS	2863925	Rp 3"	Rp 3"	600	1685	768,5	600	300	854
COR-3 Helix VF1004/SC-FFS	2863973	Rp 3"	Rp 3"	900	1685	768,5	900	300	905
COR-4 Helix VF1004/SC-FFS	2864023	Rp 3"	Rp 3"	1200	1685	768,5	1200	300	905
COR-1 Helix VF1006/SC-FFS	2529675	DN 40	Rp 1½"		1670	843,5	600		450
COR-2 Helix VF1006/SC-FFS	2863926	Rp 3"	Rp 3"	600	1685	843,5	600	300	854
COR-3 Helix VF1006/SC-FFS	2863974	Rp 3"	Rp 3"	900	1685	843,5	900	300	905
COR-4 Helix VF1006/SC-FFS	2864024	Rp 3"	Rp 3"	1200	1685	843,5	1200	300	905
COR-1 Helix VF1007/SC-FFS	2529675	DN 40	Rp 1½"		1670	942	600		450
COR-2 Helix VF1007/SC-FFS	2863927	Rp 3"	Rp 3"	600	1685	942	600	300	854
COR-3 Helix VF1007/SC-FFS	2863975	Rp 3"	Rp 3"	900	1685	942	900	300	905
COR-4 Helix VF1007/SC-FFS	2864025	Rp 3"	Rp 3"	1200	1685	942	1200	300	905
COR-1 Helix VF1008/SC-FFS	2529675	DN 40	Rp 1½"		1670	979	600		450
COR-2 Helix VF1008/SC-FFS	2863928	Rp 3"	Rp 3"	600	1885	979	600	300	854
COR-3 Helix VF1008/SC-FFS	2863976	Rp 3"	Rp 3"	900	1885	979	900	300	905
COR-4 Helix VF1008/SC-FFS	2864026	Rp 3"	Rp 3"	1200	1885	979	1200	300	905

Dimensions

Wilo-...	Art. No.	Nominal diameter suction side	Nominal diameter pressure side	Dimensions [mm]					
	–	*RpS*	*RpD*	*X*	*H*	*HP*	*L*	*L1*	*P*
COR-1 Helix VF1009/SC-FFS	2529675	DN 40	Rp 1½"		1670	1049	600		450
COR-2 Helix VF1009/SC-FFS	2863929	Rp 3"	Rp 3"	600	1885	1049	600	300	854
COR-3 Helix VF1009/SC-FFS	2863977	Rp 3"	Rp 3"	900	1885	1049	900	300	905
COR-4 Helix VF1009/SC-FFS	2864027	Rp 3"	Rp 3"	1200	1885	1049	1200	300	905
COR-1 Helix VF1010/SC-FFS	2529675	DN 40	Rp 1½"		1670	1086	600		450
COR-2 Helix VF1010/SC-FFS	2863930	Rp 3"	Rp 3"	600	1885	1086	600	300	854
COR-3 Helix VF1010/SC-FFS	2863978	Rp 3"	Rp 3"	900	1885	1086	900	300	905
COR-4 Helix VF1010/SC-FFS	2864028	Rp 3"	Rp 3"	1200	1885	1086	1200	300	905
COR-1 Helix VF1011/SC-FFS	2529675	DN 40	Rp 1½"		1670	1161	600		450
COR-2 Helix VF1011/SC-FFS	2863931	Rp 3"	Rp 3"	600	1885	1161	600	300	854
COR-3 Helix VF1011/SC-FFS	2863979	Rp 3"	Rp 3"	900	1885	1161	900	300	905
COR-4 Helix VF1011/SC-FFS	2864029	Rp 3"	Rp 3"	1200	1885	1161	1200	300	905
COR-1 Helix VF1012/SC-FFS	2529675	DN 40	Rp 1½"		1700	1139,5	600		450
COR-2 Helix VF1012/SC-FFS	2863932	Rp 3"	Rp 3"	1000	1685	1139,5	1500	500	854
COR-3 Helix VF1012/SC-FFS	2863980	Rp 3"	Rp 3"	1500	1685	1139,5	2000	500	905
COR-4 Helix VF1012/SC-FFS	2864030	Rp 3"	Rp 3"	2000	1685	1139,5	2500	500	905
COR-1 Helix VF1013/SC-FFS	2529675	DN 40	Rp 1½"		1700	1214,5	600		450
COR-2 Helix VF1013/SC-FFS	2863933	Rp 3"	Rp 3"	1000	1685	1214,5	1500	500	854
COR-3 Helix VF1013/SC-FFS	2863981	Rp 3"	Rp 3"	1500	1685	1214,5	2000	500	905
COR-4 Helix VF1013/SC-FFS	2864031	Rp 3"	Rp 3"	2000	1685	1214,5	2500	500	905
COR-1 Helix VF1015/SC-FFS	2529675	DN 40	Rp 1½"		1700	1289	600		450
COR-2 Helix VF1015/SC-FFS	2863934	Rp 3"	Rp 3"	1000	1685	1289	1500	500	854
COR-3 Helix VF1015/SC-FFS	2863982	Rp 3"	Rp 3"	1500	1685	1289	2000	500	905
COR-4 Helix VF1015/SC-FFS	2864032	Rp 3"	Rp 3"	2000	1685	1289	2500	500	905
COR-1 Helix VF1019/SC-FFS	2529675	DN 40	Rp 1½"		1700	1579	600		450
COR-2 Helix VF1019/SC-FFS	2863935	Rp 3"	Rp 3"	1000	1685	1579	1500	500	
COR-3 Helix VF1019/SC-FFS	2863983	Rp 3"	Rp 3"	1500	1685	1579	2000	500	
COR-4 Helix VF1019/SC-FFS	2864033	Rp 3"	Rp 3"	2000	1685	1579	2500	500	

Hydraulic data of the pressure boosting systems type Wilo-COR-1-4 Helix VF1603-1604/SC-FFS

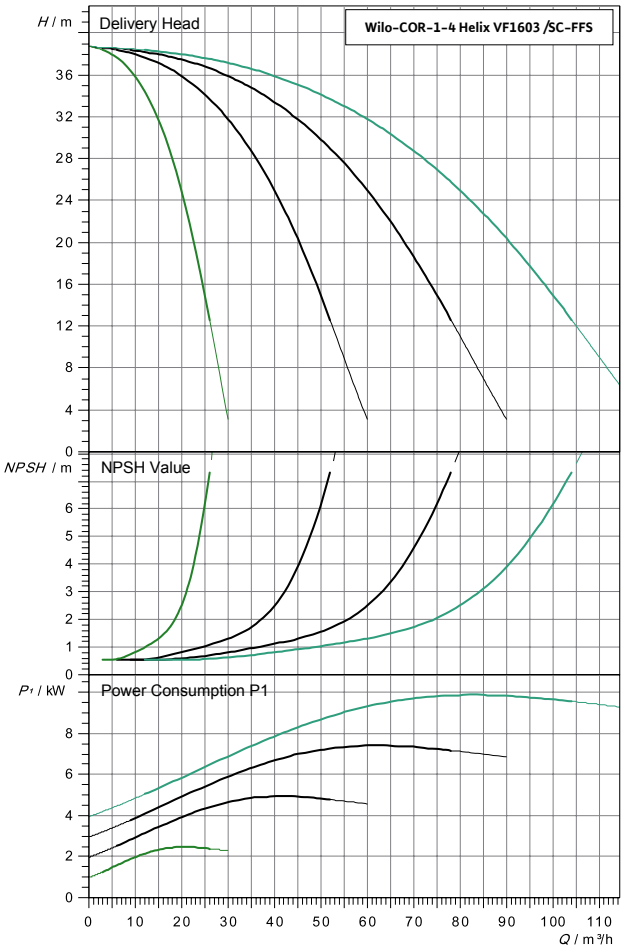

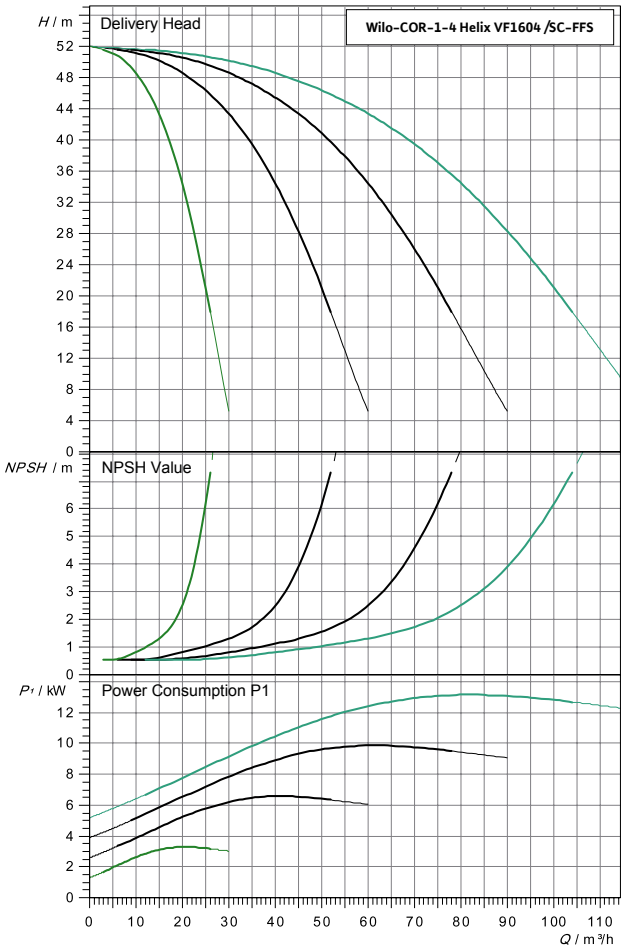

Hydraulic and motor data											
Wilo-...	Art. No.	Number of pumps	Nominal pressure	Power	Current	Hmax	Qmax	Hzul	Qzul	Qmin	DN bypass
		n	PN	P2 [kW]	I [A]	m	m³/h	m	m³/h	l/min	
COR-1 Helix VF1603/SC-FFS	2863887	1	16	3	5,6	39	20,5	25,8	317	16,6	15
COR-2 Helix VF1603/SC-FFS	2863936	2	16	6	11,2	39	41	25,8	38,6	33,2	20
COR-3 Helix VF1603/SC-FFS	2863984	3	16	9	16,8	39	61,5	25,8	57,9	19,8	20
COR-4 Helix VF1603/SC-FFS	2864034	4	16	12	22,4	39	82	25,8	77,2	66,4	20

Hydraulic and motor data											
Wilo-...	Art. No.	Number of pumps	Nominal pressure	Power	Current	Hmax	Qmax	Hzul	Qzul	Qmin	DN bypass
		n	PN	P2 [kW]	I [A]	m	m³/h	m	m³/h	l/min	
COR-1 Helix VF1604/SC-FFS	2863888	1	16	4	7,4	52	20,5	35,4	317	16,6	15
COR-2 Helix VF1604/SC-FFS	2863937	2	16	8	14,8	52	41	35,4	38,6	33,2	20
COR-3 Helix VF1604/SC-FFS	2863985	3	16	12	22,2	52	61,5	35,4	57,9	19,8	20
COR-4 Helix VF1604/SC-FFS	2864035	4	16	16	29,6	52	82	35,4	77,2	66,4	20

Q_{zul}: maximum permissible delivery flow for continuous operation in firefighting installation
H_{zul}: delivery head at Q_{zul}

Hydraulic data of the pressure boosting systems type Wilo-COR-1-4 Helix VF1605-1608/SC-FFS

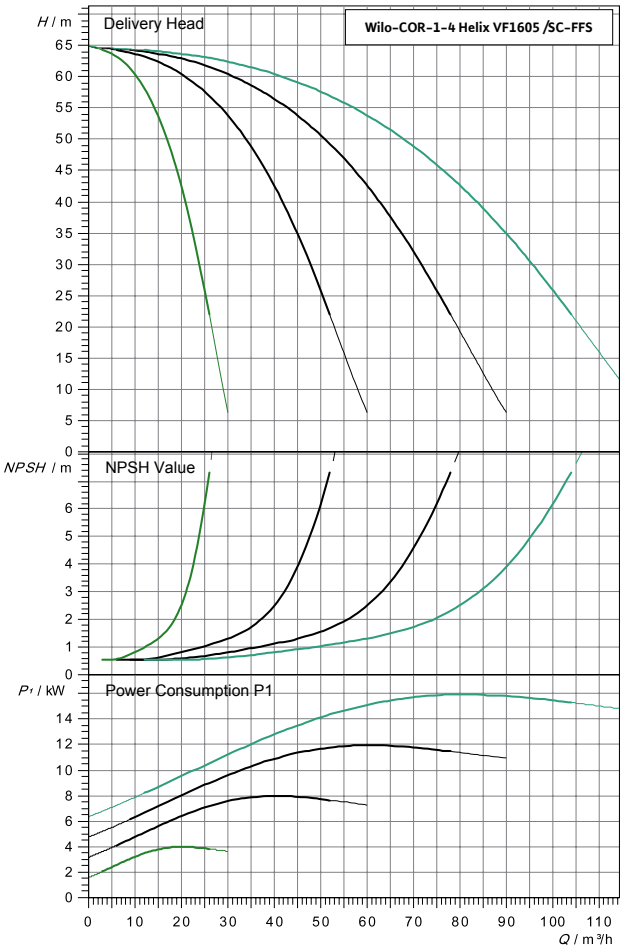

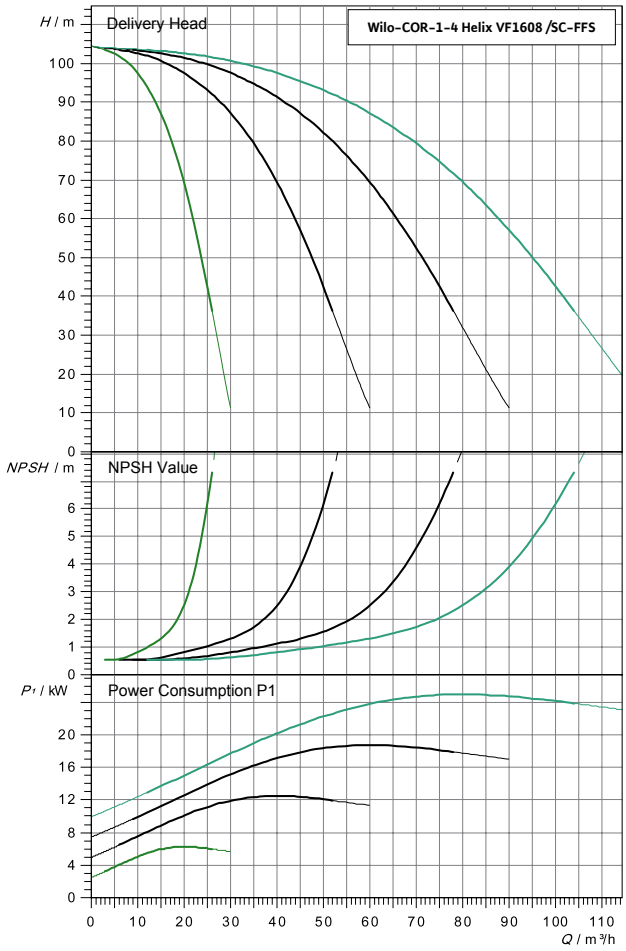

Hydraulic and motor data											
Wilo-...	Art. No.	Number of pumps	Nominal pressure	Power	Current	Hmax	Qmax	Hzul	Qzul	Qmin	DN bypass
		n	PN	P2 [kW]	I [A]	m	m³/h	m	m³/h	l/min	
COR-1 Helix VF1605/SC-FFS	2863889	1	16	4	7,4	65	20,5	44,8	317	16,6	15
COR-2 Helix VF1605/SC-FFS	2863938	2	16	6	11,2	65	41	44,8	38,6	33,2	20
COR-3 Helix VF1605/SC-FFS	2863986	3	16	9	16,8	65	61,5	44,8	57,9	19,8	20
COR-4 Helix VF1605/SC-FFS	2864036	4	16	12	22,4	65	82	44,8	77,2	66,4	20

Hydraulic and motor data											
Wilo-...	Art. No.	Number of pumps	Nominal pressure	Power	Current	Hmax	Qmax	Hzul	Qzul	Qmin	DN bypass
		n	PN	P2 [kW]	I [A]	m	m³/h	m	m³/h	l/min	
COR-1 Helix VF1608/SC-FFS	2863890	1	16	7,5	13,7	104	20,5	71,8	317	16,6	15
COR-2 Helix VF1608/SC-FFS	2863939	2	16	15	27,4	104	41	71,8	38,6	33,2	20
COR-3 Helix VF1608/SC-FFS	2863987	3	16	22,5	41,1	104	61,5	71,8	57,9	19,8	20
COR-4 Helix VF1608/SC-FFS	2864037	4	16	30	54,8	104	82	71,8	77,2	66,4	20

Q_{zul}: maximum permissible delivery flow for continuous operation in firefighting installation
H_{zul}: delivery head at Q_{zul}

Hydraulic data of the pressure boosting systems type Wilo-COR-1-4 Helix VF1609-1610/SC-FFS

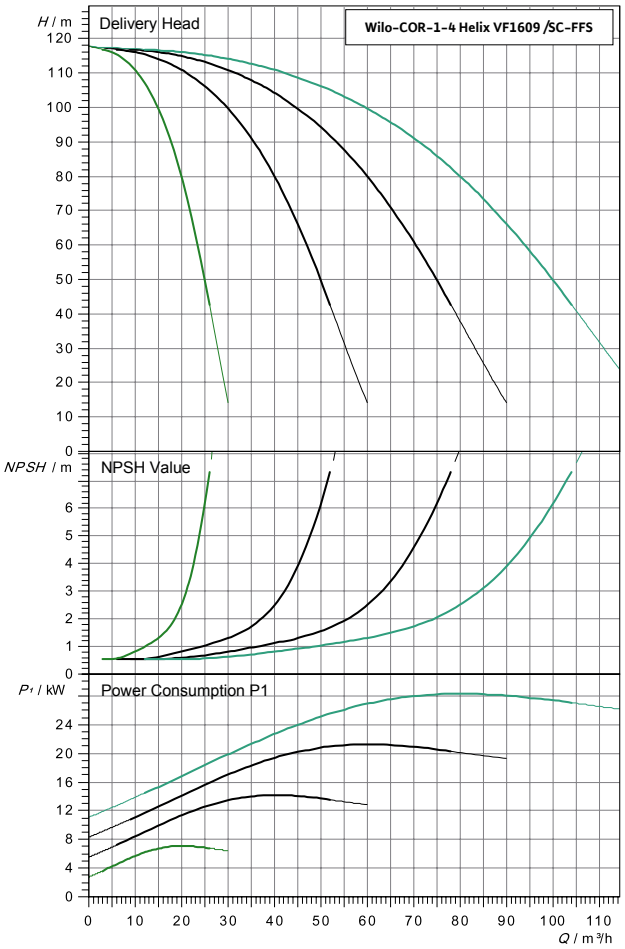

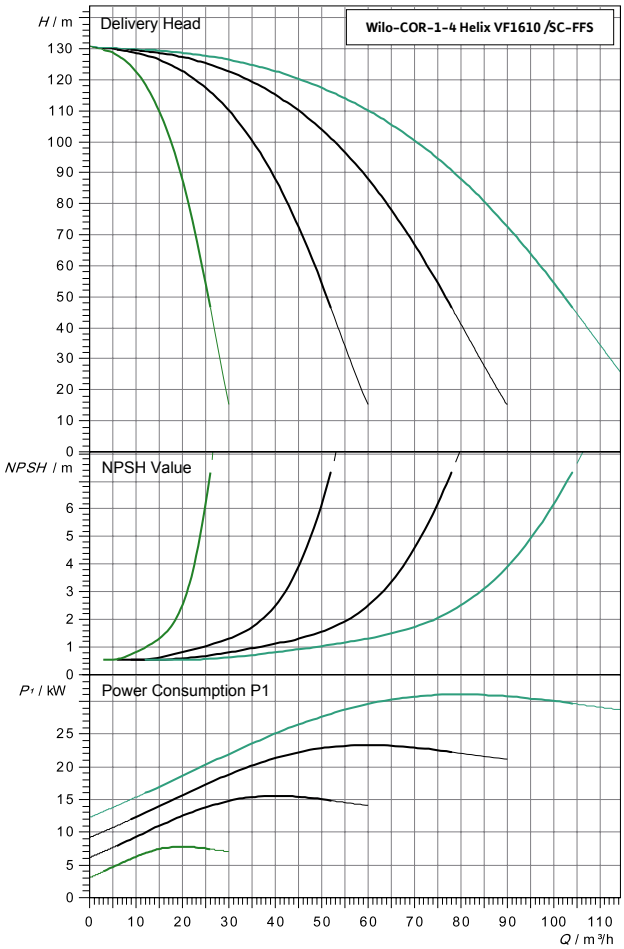

Hydraulic and motor data											
Wilo-...	Art. No.	Number of pumps	Nominal pressure	Power	Current	Hmax	Qmax	Hzul	Qzul	Qmin	DN bypass
		n	PN	P2 [kW]	I [A]	m	m³/h	m	m³/h	l/min	
COR-1 Helix VF1609/SC-FFS	2863891	1	16	7,5	13,7	118	20,5	81,7	317	16,6	15
COR-2 Helix VF1609/SC-FFS	2863940	2	16	15	27,4	118	41	81,7	38,6	33,2	20
COR-3 Helix VF1609/SC-FFS	2863988	3	16	22,5	41,1	118	61,5	81,7	57,9	19,8	20
COR-4 Helix VF1609/SC-FFS	2864038	4	16	30	54,8	118	82	81,7	77,2	66,4	20

Hydraulic and motor data											
Wilo-...	Art. No.	Number of pumps	Nominal pressure	Power	Current	Hmax	Qmax	Hzul	Qzul	Qmin	DN bypass
		n	PN	P2 [kW]	I [A]	m	m³/h	m	m³/h	l/min	
COR-1 Helix VF1610/SC-FFS	2863892	1	16	7,5	13,7	131	20,5	90	317	16,6	15
COR-2 Helix VF1610/SC-FFS	2863941	2	16	15	27,4	131	41	90	38,6	33,2	20
COR-3 Helix VF1610/SC-FFS	2863989	3	16	22,5	41,1	131	61,5	90	57,9	19,8	20
COR-4 Helix VF1610/SC-FFS	2864039	4	16	30	54,8	131	82	90	77,2	66,4	20

Q_{zul}: maximum permissible delivery flow for continuous operation in firefighting installation
H_{zul}: delivery head at Q_{zul}

Hydraulic data of the pressure boosting systems type Wilo-COR-1-4 Helix VF1611-1612/SC-FFS

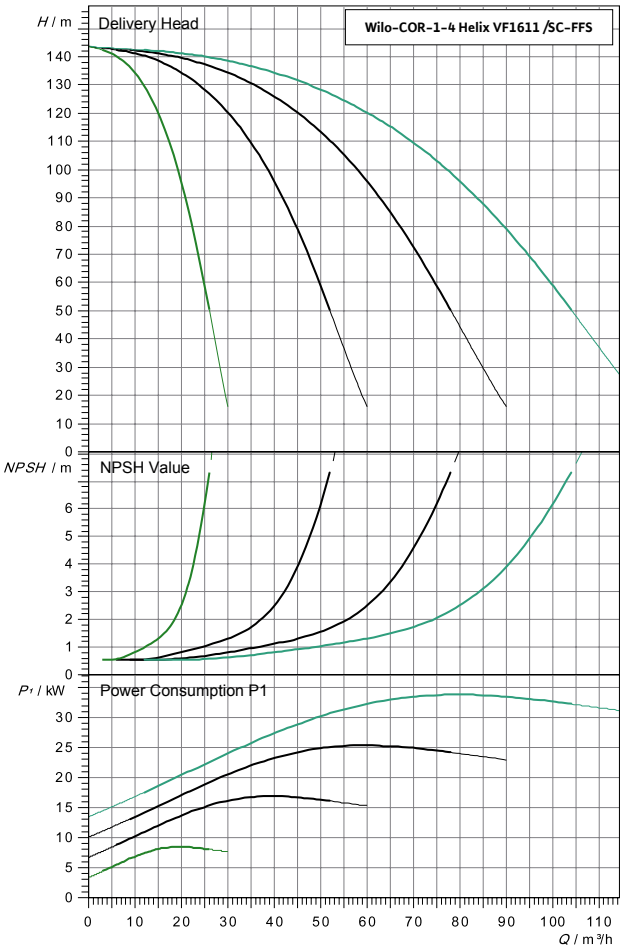

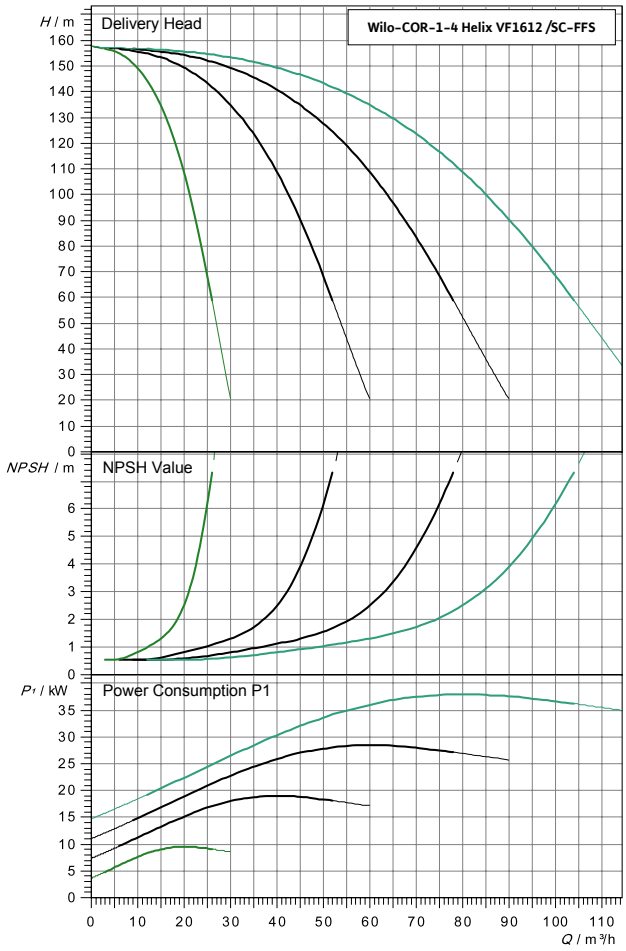

Hydraulic and motor data											
Wilo-...	Art. No.	Number of pumps	Nominal pressure	Power	Current	Hmax	Qmax	Hzul	Qzul	Qmin	DN bypass
		n	PN	P2 [kW]	I [A]	m	m³/h	m	m³/h	l/min	
COR-1 Helix VF1611/SC-FFS	2863893	1	16	9	15,6	144	20,5	98,2	317	16,6	15
COR-2 Helix VF1611/SC-FFS	2863942	2	16	18	31,2	144	41	98,2	38,6	33,2	20
COR-3 Helix VF1611/SC-FFS	2863990	3	16	27	46,8	144	61,5	98,2	57,9	19,8	20
COR-4 Helix VF1611/SC-FFS	2864040	4	16	36	62,4	144	82	98,2	77,2	66,4	20

Hydraulic and motor data											
Wilo-...	Art. No.	Number of pumps	Nominal pressure	Power	Current	Hmax	Qmax	Hzul	Qzul	Qmin	DN bypass
		n	PN	P2 [kW]	I [A]	m	m³/h	m	m³/h	l/min	
COR-1 Helix VF1612/SC-FFS	2863894	1	25	11	19	158	20,5	110,2	317	16,6	15
COR-2 Helix VF1612/SC-FFS	2863943	2	25	22	38	158	41	110,2	38,6	33,2	20
COR-3 Helix VF1612/SC-FFS	2863991	3	25	33	57	158	61,5	110,2	57,9	19,8	20
COR-4 Helix VF1612/SC-FFS	2864041	4	25	44	76	158	82	110,2	77,2	66,4	20

Q_{zul}: maximum permissible delivery flow for continuous operation in firefighting installation
H_{zul}: delivery head at Q_{zul}

Hydraulic data of the pressure boosting systems type Wilo-COR-1-4 Helix VF1613-1616/SC-FFS

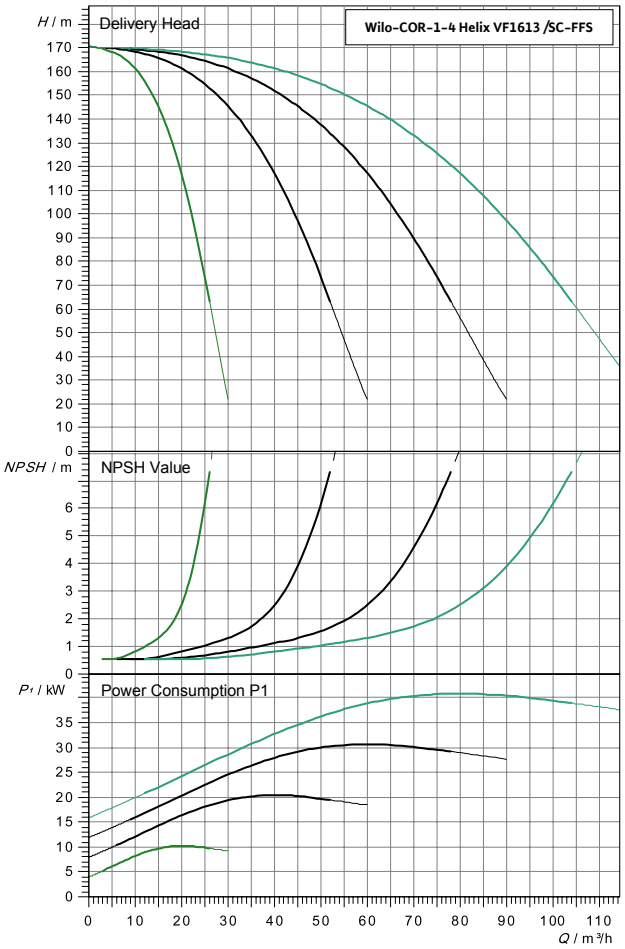

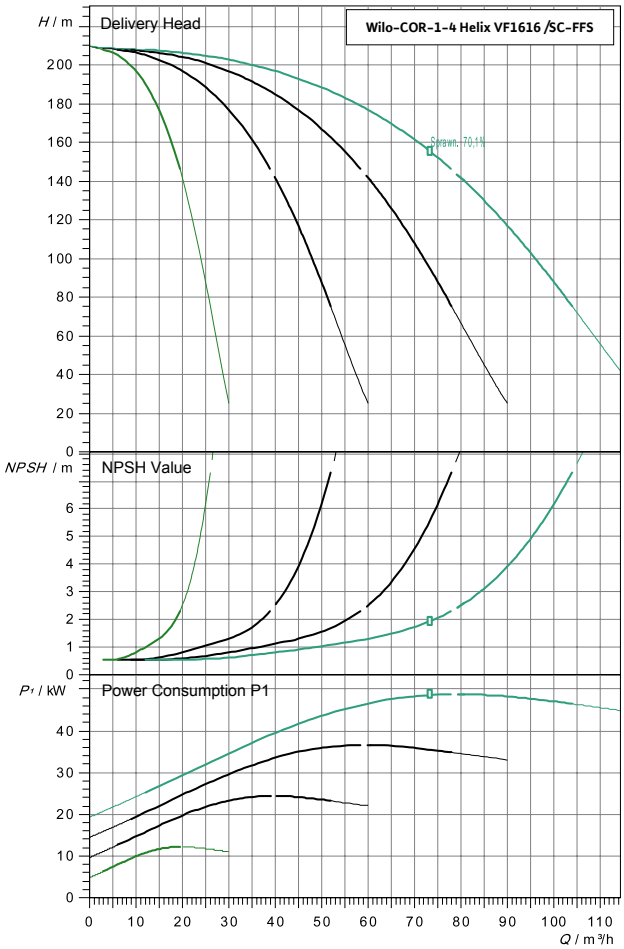

Hydraulic and motor data											
Wilo-...	Art. No.	Number of pumps	Nominal pressure	Power	Current	Hmax	Qmax	Hzul	Qzul	Qmin	DN bypass
		n	PN	P2 [kW]	I [A]	m	m³/h	m	m³/h	l/min	
COR-1 Helix VF1613/SC-FFS	2863895	1	25	11	19	171	20,5	118,6	317	16,6	15
COR-2 Helix VF1613/SC-FFS	2863944	2	25	22	38	171	41	118,6	38,6	33,2	20
COR-3 Helix VF1613/SC-FFS	2863992	3	25	33	57	171	61,5	118,6	57,9	19,8	20
COR-4 Helix VF1613/SC-FFS	2864042	4	25	44	76	171	82	118,6	77,2	66,4	20

Hydraulic and motor data											
Wilo-...	Art. No.	Number of pumps	Nominal pressure	Power	Current	Hmax	Qmax	Hzul	Qzul	Qmin	DN bypass
		n	PN	P2 [kW]	I [A]	m	m³/h	m	m³/h	l/min	
COR-1 Helix VF1616/SC-FFS	2863896	1	25	15	25,2	210	20,5	144,9	317	16,6	15
COR-2 Helix VF1616/SC-FFS	2863945	2	25	30	50,4	210	41	144,9	38,6	33,2	20
COR-3 Helix VF1616/SC-FFS	2863993	3	25	45	75,6	210	61,5	144,9	57,9	19,8	20
COR-4 Helix VF1616/SC-FFS	2864043	4	25	60	100,8	210	82	144,9	77,2	66,4	20

Q_{zul}: maximum permissible delivery flow for continuous operation in firefighting installation
H_{zul}: delivery head at Q_{zul}

Dimensions of pressure boosting sets type Wilo-COR-1-4 Helix VF16xx/SC-FFS

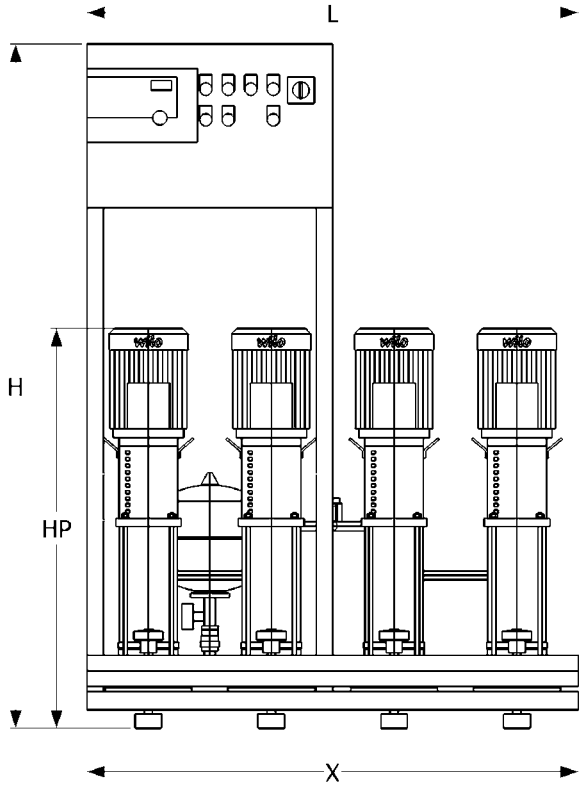

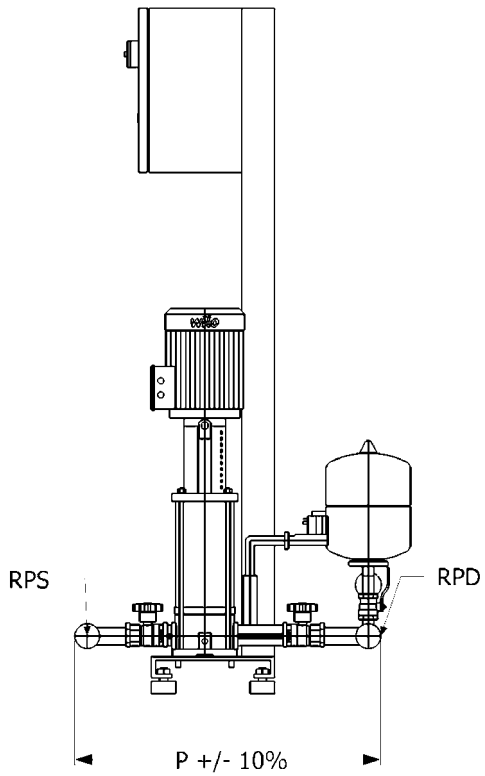

Dimensions									
Wilo-...	Art. No.	Nominal diameter suction side	Nominal diameter pressure side	Dimensions [mm]					
	–	RpS	RpD	X	H	HP	L	L1	P
COR-1 Helix VF1603/SC-FFS	2529675	DN 50	Rp 2"		1670	779	600		450
COR-2 Helix VF1603/SC-FFS	2863936	Rp 3"	Rp 3"	600	1685	779	600	300	873
COR-3 Helix VF1603/SC-FFS	2863984	DN 100	DN 100	900	1685	779	900	300	1050,5
COR-4 Helix VF1603/SC-FFS	2864034	DN 100	DN 100	1200	1685	779	1200	300	1050,5
COR-1 Helix VF1604/SC-FFS	2529675	DN 50	Rp 2"		1670	889	600		450
COR-2 Helix VF1604/SC-FFS	2863937	Rp 3"	Rp 3"	600	1685	889	600	300	873
COR-3 Helix VF1604/SC-FFS	2863985	DN 100	DN 100	900	1685	889	900	300	1050,5
COR-4 Helix VF1604/SC-FFS	2864035	DN 100	DN 100	1200	1685	889	1200	300	1050,5
COR-1 Helix VF1605/SC-FFS	2529675	DN 50	Rp 2"		1670	971	600		450
COR-2 Helix VF1605/SC-FFS	2863938	Rp 3"	Rp 3"	600	1685	971	600	300	873
COR-3 Helix VF1605/SC-FFS	2863986	DN 100	DN 100	900	1685	971	900	300	1050,5
COR-4 Helix VF1605/SC-FFS	2864036	DN 100	DN 100	1200	1685	971	1200	300	1050,5
COR-1 Helix VF1608/SC-FFS	2529675	DN 50	Rp 2"		1700	1119	600		450
COR-2 Helix VF1608/SC-FFS	2863939	Rp 3"	Rp 3"	1000	1685	1119	1500	500	873
COR-3 Helix VF1608/SC-FFS	2863987	DN 100	DN 100	1500	1685	1119	2000	500	1050,5
COR-4 Helix VF1608/SC-FFS	2864037	DN 100	DN 100	2000	1685	1119	2500	500	1050,5
COR-1 Helix VF1609/SC-FFS	2529675	DN 50	Rp 2"		1700	1289	600		450
COR-2 Helix VF1609/SC-FFS	2863940	Rp 3"	Rp 3"	1000	1685	1289	1500	500	873
COR-3 Helix VF1609/SC-FFS	2863988	DN 100	DN 100	1500	1705	1289	2000	500	1050,5
COR-4 Helix VF1609/SC-FFS	2864038	DN 100	DN 100	2000	1705	1289	2500	500	1050,5

Dimensions

Wilo-...	Art. No.	Nominal diameter suction side	Nominal diameter pressure side	Dimensions [mm]					
	–	*RpS*	*RpD*	*X*	*H*	*HP*	*L*	*L1*	*P*
COR-1 Helix VF1610/SC-FFS	2529675	DN 50	Rp 2"		1700	1439	600		450
COR-2 Helix VF1610/SC-FFS	2863941	Rp 3"	Rp 3"	1000	1705	1439	1500	500	873
COR-3 Helix VF1610/SC-FFS	2863989	DN 100	DN 100	1500	1705	1439	2000	500	1050,5
COR-4 Helix VF1610/SC-FFS	2864039	DN 100	DN 100	2000	1705	1439	2500	500	1050,5
COR-1 Helix VF1611/SC-FFS	2529675	DN 50	Rp 2"		1700	1487	600		450
COR-2 Helix VF1611/SC-FFS	2863942	Rp 3"	Rp 3"	1000	1705	1487	1500	500	873
COR-3 Helix VF1611/SC-FFS	2863990	DN 100	DN 100	1500	1705	1487	2000	500	1050,5
COR-4 Helix VF1611/SC-FFS	2864040	DN 100	DN 100	2000	1705	1487	2500	500	1050,5
COR-1 Helix VF1612/SC-FFS	2529675	DN 50	Rp 2"		1700	1487	600		450
COR-2 Helix VF1612/SC-FFS	2863943	Rp 3"	Rp 3"	1000	1705	1487	1500	500	1082
COR-3 Helix VF1612/SC-FFS	2863991	DN 100	DN 100	1500	1705	1487	2000	500	1272
COR-4 Helix VF1612/SC-FFS	2864041	DN 100	DN 100	2000	1705	1487	2500	500	
COR-1 Helix VF1613/SC-FFS	2529675	DN 50	Rp 2"		1718	1718	600		450
COR-2 Helix VF1613/SC-FFS	2863944	Rp 3"	Rp 3"	1000	1718	1718	1500	500	1082
COR-3 Helix VF1613/SC-FFS	2863992	DN 100	DN 100	1500	1718	1718	2000	500	1272
COR-4 Helix VF1613/SC-FFS	2864042	DN 100	DN 100	2000	1718	1718	2500	500	
COR-1 Helix VF1616/SC-FFS	2529675	DN 50	Rp 2"		1897	1897	600		450
COR-2 Helix VF1616/SC-FFS	2863945	Rp 3"	Rp 3"	1000	1897	1897	1500	500	1082
COR-3 Helix VF1616/SC-FFS	2863993	DN 100	DN 100	1500	1897	1897	2000	500	1272
COR-4 Helix VF1616/SC-FFS	2864043	DN 100	DN 100	2000	1897	1897	2500	500	

Hydraulic data of the pressure boosting systems type Wilo-COR-1-4 Helix VF2205-2207/SC-FFS

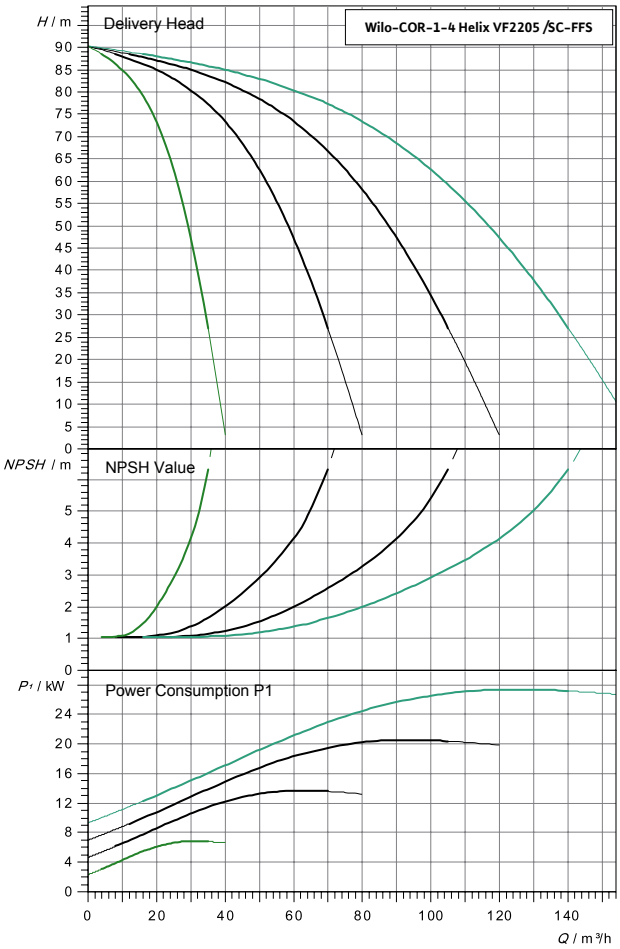

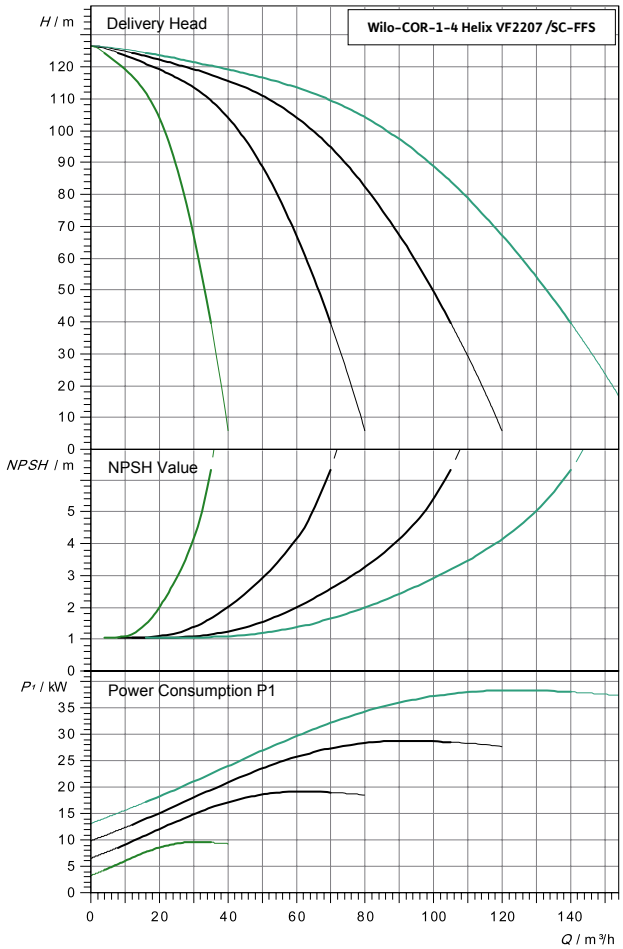

Hydraulic and motor data											
Wilo-...	Art. No.	Number of pumps	Nominal pressure	Power	Current	Hmax	Qmax	Hzul	Qzul	Qmin	DN bypass
		n	PN	P2 [kW]	I [A]	m	m³/h	m	m³/h	l/min	
COR-1 Helix VF2205/SC-FFS	2529675	1	16	7,5	13,7	90	28	59,2	417	23,3	15
COR-2 Helix VF2205/SC-FFS	2863946	2	16	15	27,4	90	56	59,2	51,8	46,7	20
COR-3 Helix VF2205/SC-FFS	2863994	3	16	22,5	41,1	90	84	59,2	77,7	70,0	20
COR-4 Helix VF2205/SC-FFS	2864044	4	16	30	54,8	90	112	59,2	103,6	93,3	20

Hydraulic and motor data											
Wilo-...	Art. No.	Number of pumps	Nominal pressure	Power	Current	Hmax	Qmax	Hzul	Qzul	Qmin	DN bypass
		n	PN	P2 [kW]	I [A]	m	m³/h	m	m³/h	l/min	
COR-1 Helix VF2207/SC-FFS	2529675	1	16	11	19	126	28	83,5	417	23,3	15
COR-2 Helix VF2207/SC-FFS	2863947	2	16	22	38	126	56	38	51,8	46,7	20
COR-3 Helix VF2207/SC-FFS	2863995	3	16	33	57	126	84	57	77,7	70,0	20
COR-4 Helix VF2207/SC-FFS	2864045	4	16	44	76	126	112	76	103,6	93,3	20

Q_{zul}: maximum permissible delivery flow for continuous operation in firefighting installation
H_{zul}: delivery head at Q_{zul}

Hydraulic data of the pressure boosting systems type Wilo-COR-1-4 Helix VF2208-2209/SC-FFS

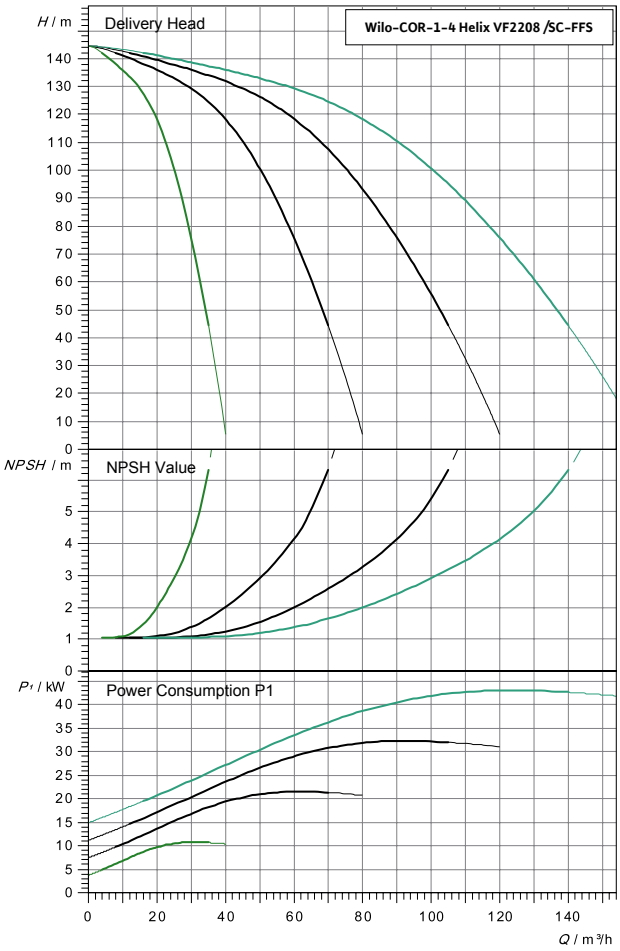

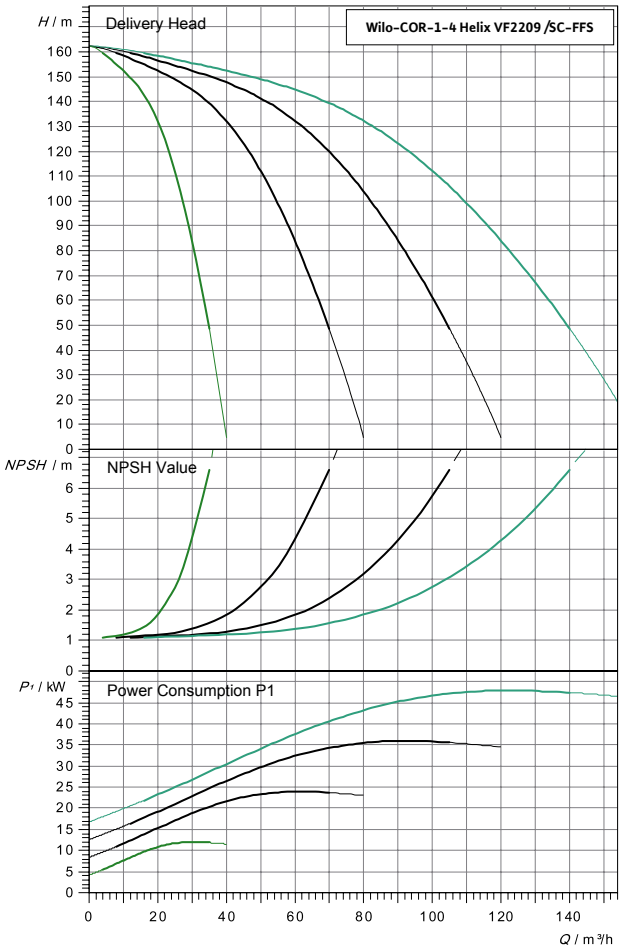

Hydraulic and motor data

Wilo-...	Art. No.	Number of pumps	Nominal pressure	Power	Current	Hmax	Qmax	Hzul	Qzul	Qmin	DN bypass
		n	*PN*	*P2 [kW]*	*I [A]*	*m*	*m³/h*	*m*	*m³/h*	*l/min*	
COR-1 Helix VF2208/SC-FFS	2529675	1	16	11	19	144	28	95,1	417	23,3	15
COR-2 Helix VF2208/SC-FFS	2863948	2	16	22	38	144	56	95,1	51,8	46,7	20
COR-3 Helix VF2208/SC-FFS	2863996	3	16	33	57	144	84	95,1	77,7	70,0	20
COR-4 Helix VF2208/SC-FFS	2864046	4	16	44	76	144	112	95,1	103,6	93,3	20

Hydraulic and motor data

Wilo-...	Art. No.	Number of pumps	Nominal pressure	Power	Current	Hmax	Qmax	Hzul	Qzul	Qmin	DN bypass
		n	*PN*	*P2 [kW]*	*I [A]*	*m*	*m³/h*	*m*	*m³/h*	*l/min*	
COR-1 Helix VF2209/SC-FFS	2529675	1	25	15	25,2	162	28	106,2	417	23,3	15
COR-2 Helix VF2209/SC-FFS	2863949	2	25	30	50,4	162	56	106,2	51,8	46,7	20
COR-3 Helix VF2209/SC-FFS	2863997	3	25	45	75,6	162	84	106,2	77,7	70,0	20
COR-4 Helix VF2209/SC-FFS	2864047	4	25	60	100,8	162	112	106,2	103,6	93,3	20

Q_{zul}: maximum permissible delivery flow for continuous operation in firefighting installation
H_{zul}: delivery head at Q_{zul}

Hydraulic data of the pressure boosting systems type Wilo-COR-1-4 Helix VF2210-2211/SC-FFS

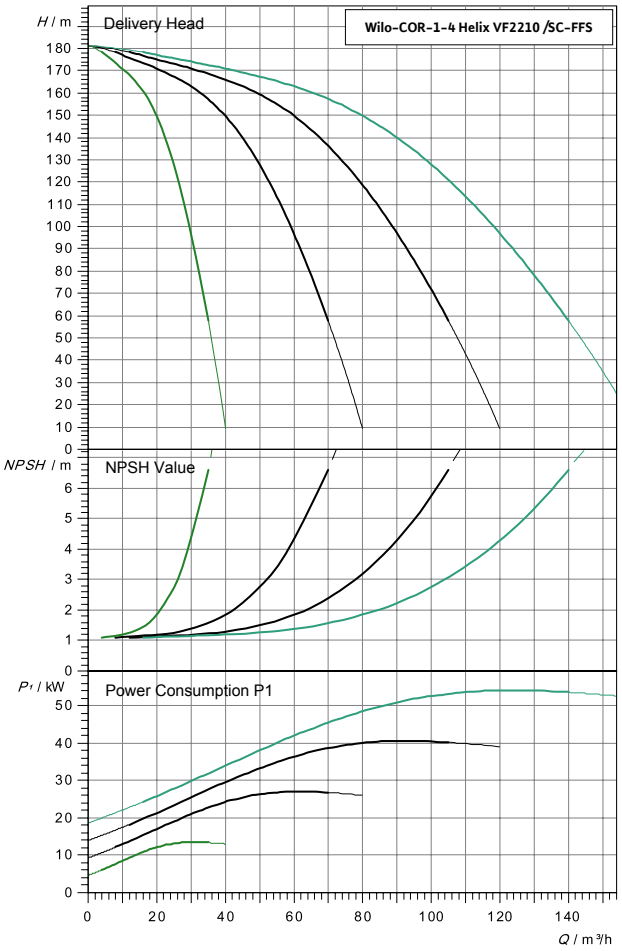

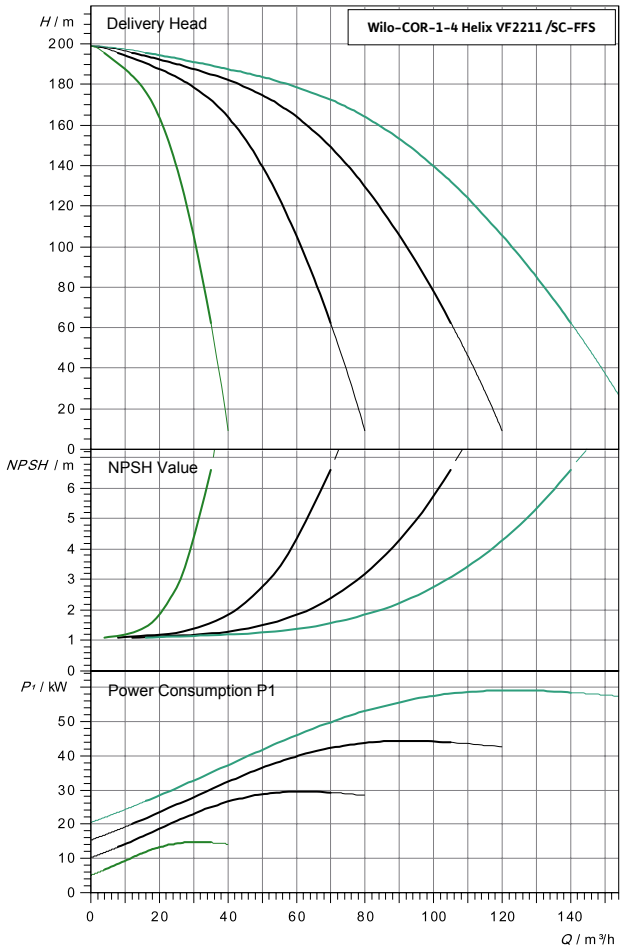

Hydraulic and motor data

Wilo-...	Art. No.	Number of pumps	Nominal pressure	Power	Current	Hmax	Qmax	Hzul	Qzul	Qmin	DN bypass
		n	*PN*	*P2 [kW]*	*I [A]*	*m*	*m³/h*	*m*	*m³/h*	*l/min*	
COR-1 Helix VF2210/SC-FFS	2529675	1	25	15	25,2	181	28	125,3	417	23,3	15
COR-2 Helix VF2210/SC-FFS	2863950	2	25	30	50,4	181	56	125,3	51,8	46,7	20
COR-3 Helix VF2210/SC-FFS	2863998	3	25	45	75,6	181	84	125,3	77,7	70,0	20
COR-4 Helix VF2210/SC-FFS	2864048	4	25	60	100,8	181	112	125,3	103,6	93,3	20

Hydraulic and motor data

Wilo-...	Art. No.	Number of pumps	Nominal pressure	Power	Current	Hmax	Qmax	Hzul	Qzul	Qmin	DN bypass
		n	*PN*	*P2 [kW]*	*I [A]*	*m*	*m³/h*	*m*	*m³/h*	*l/min*	
COR-1 Helix VF2211/SC-FFS	2529675	1	25	15	25,2	199	28	136,5	417	23,3	15
COR-2 Helix VF2211/SC-FFS	2863951	2	25	30	50,4	199	56	136,5	51,8	46,7	20
COR-3 Helix VF2211/SC-FFS	2863999	3	25	45	75,6	199	84	136,5	77,7	70,0	20
COR-4 Helix VF2211/SC-FFS	2864049	4	25	60	100,8	199	112	136,5	103,6	93,3	20

Q_{zul}: maximum permissible delivery flow for continuous operation in firefighting installation
H_{zul}: delivery head at Q_{zul}

Hydraulic data of the pressure boosting systems type Wilo-COR-1-4 Helix VF2213-2214/SC-FFS

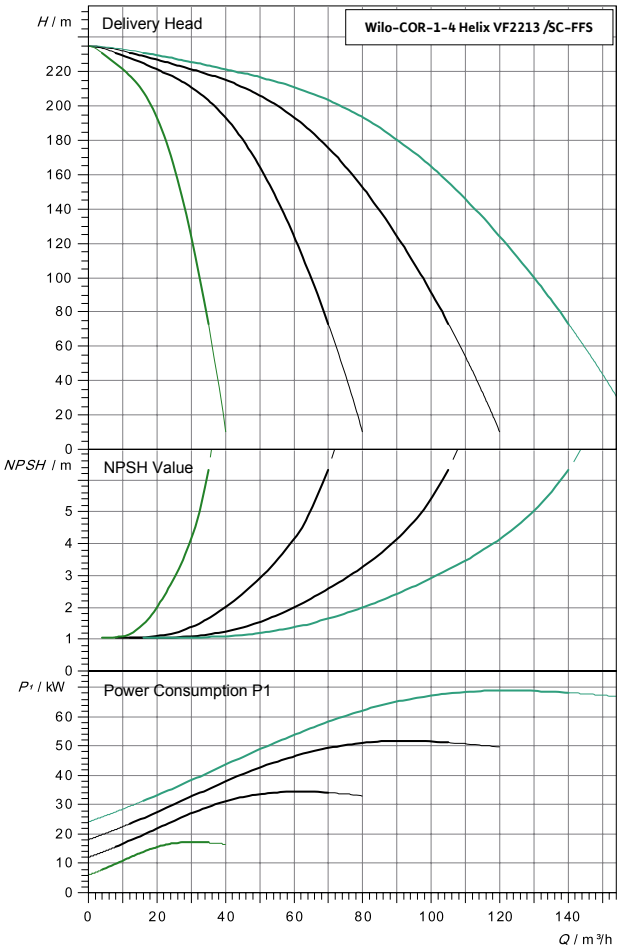

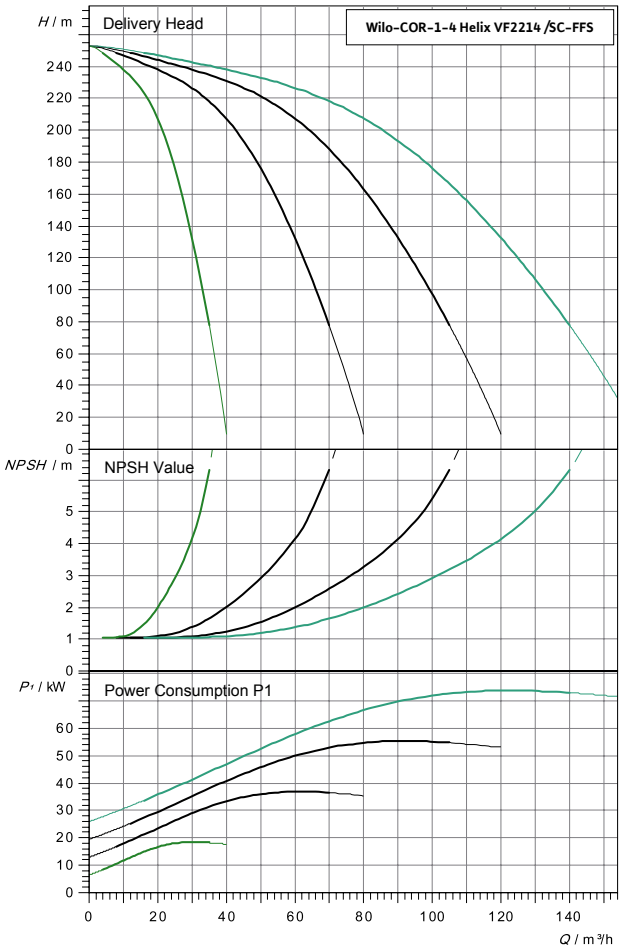

Hydraulic and motor data

Wilo-...	Art. No.	Number of pumps	Nominal pressure	Power	Current	Hmax	Qmax	Hzul	Qzul	Qmin	DN bypass
		n	*PN*	*P2 [kW]*	*I [A]*	*m*	*m³/h*	*m*	*m³/h*	*l/min*	
COR-1 Helix VF2213/SC-FFS	2529675	1	25	18,5	31,4	235	28	160,1	417	23,3	15
COR-2 Helix VF2213/SC-FFS	2863952	2	25	37	62,8	235	56	160,1	51,8	46,7	20
COR-3 Helix VF2213/SC-FFS	2864000	3	25	55,5	94,2	235	84	160,1	77,7	70,0	20
COR-4 Helix VF2213/SC-FFS	2864050	4	25	74	125,6	235	112	160,1	103,6	93,3	20

Hydraulic and motor data

Wilo-...	Art. No.	Number of pumps	Nominal pressure	Power	Current	Hmax	Qmax	Hzul	Qzul	Qmin	DN bypass
		n		*P2 [kW]*	*I [A]*	*m*	*m³/h*	*m*	*m³/h*	*l/min*	
COR-1 Helix VF2214/SC-FFS	2529675	1	25	22	37	250	28	171,9	417	23,3	15
COR-2 Helix VF2214/SC-FFS	2863953	2	25	44	74	250*	56	171,9	51,8	46,7	20
COR-3 Helix VF2214/SC-FFS	2864003	3	25	66	111	250*	84	171,9	77,7	70,0	20
COR-4 Helix VF2214/SC-FFS	2864051	4	25	88	148	250*	112	171,9	103,6	93,3	20

Q_{zul}: maximum permissible delivery flow for continuous operation in firefighting installation
H_{zul}: delivery head at Q_{zul}

Hydraulic data of the pressure boosting systems type Wilo-COR-1-4 Helix VF2215 /SC-FFS

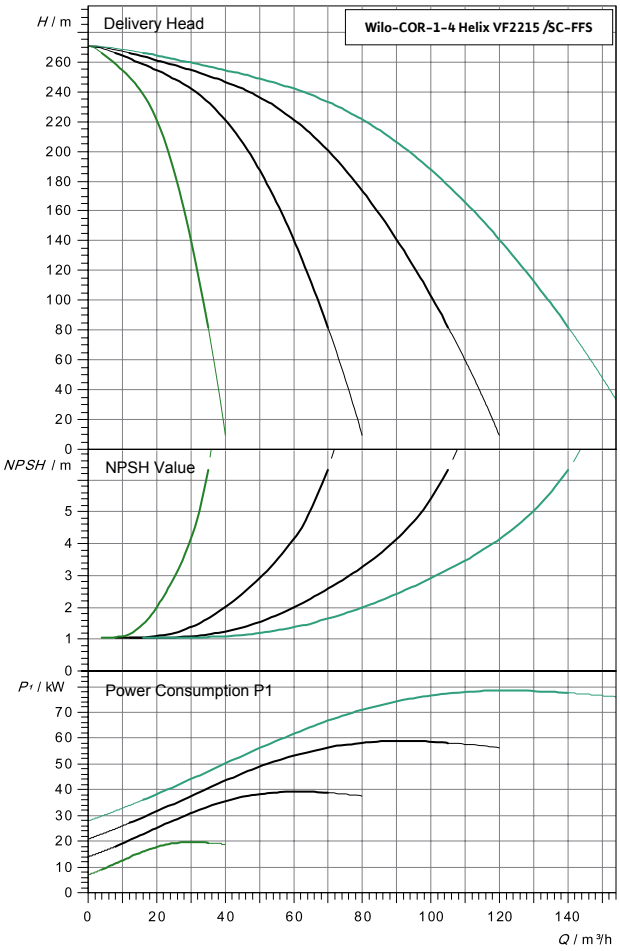

Hydraulic and motor data											
Wilo-...	Art. No.	Number of pumps	Nominal pressure	Power	Current	Hmax	Qmax	Hzul	Qzul	Qmin	DN bypass
		n	PN	P2 [kW]	I [A]	m	m³/h	m	m³/h	l/min	
COR-1 Helix VF2215/SC-FFS	2529675	1	25	22	37	250	28	183,6	417	23,3	15
COR-2 Helix VF2215/SC-FFS	2863954	2	25	44	74	250*	56	183,6	51,8	46,7	20
COR-3 Helix VF2215/SC-FFS	2864004	3	25	66	111	250*	84	183,6	77,7	70,0	20
COR-4 Helix VF2215/SC-FFS	2864052	4	25	88	148	250*	112	183,6	103,6	93,3	20

Q_{zul}: maximum permissible delivery flow for continuous operation in firefighting installation
H_{zul}: delivery head at Q_{zul}

Dimensions of pressure boosting sets type Wilo-COR-1-4 Helix VF22xx/SC-FFS

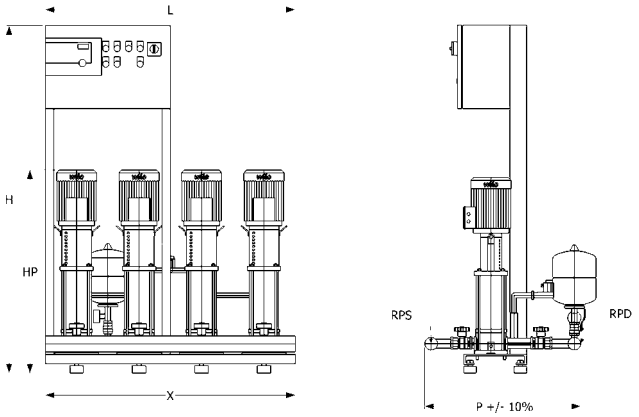

Dimensions

Wilo-...	Art No.	Nominal diameter suction side	Nominal diameter pressure side	Dimensions [mm]					
	–	*RpS*	*RpD*	*X*	*H*	*HP*	*L*	*L1*	*P*
COR-1 Helix VF2205/SC-FFS	2529675	DN 50	Rp 2"		1700	1212	600		450
COR-2 Helix VF2205/SC-FFS	2863946	Rp 3"	Rp 3"	1000	1705	1212	1500	500	1061
COR-3 Helix VF2205/SC-FFS	2863994	DN 100	DN 100	1500	1705	1212	2000	500	1240
COR-4 Helix VF2205/SC-FFS	2864044	DN 125	DN 125	2000	1705	1212	2500	500	1290
COR-1 Helix VF2207/SC-FFS	2529675	DN 50	Rp 2"		1700	1312	600		450
COR-2 Helix VF2207/SC-FFS	2863947	Rp 3"	Rp 3"	1000	1705	1312	1500	500	1061
COR-3 Helix VF2207/SC-FFS	2863995	DN 100	DN 100	1500	1705	1312	2000	500	1240
COR-4 Helix VF2207/SC-FFS	2864045	DN 125	DN 125	2000	1705	1312	2500	500	1290
COR-1 Helix VF2208/SC-FFS	2529675	DN 50	Rp 2"		1700	1473	600		450
COR-2 Helix VF2208/SC-FFS	2863948	Rp 3"	Rp 3"	1000	1705	1473	1500	500	1061
COR-3 Helix VF2208/SC-FFS	2863996	DN 100	DN 100	1500	1705	1473	2000	500	1240
COR-4 Helix VF2208/SC-FFS	2864046	DN 125	DN 125	2000	1705	1473	2500	500	1290
COR-1 Helix VF2209/SC-FFS	2529675	DN 50	Rp 2"		1700	1523	600		450
COR-2 Helix VF2209/SC-FFS	2863949	Rp 3"	Rp 3"	1000	1705	1523	1500	500	1082
COR-3 Helix VF2209/SC-FFS	2863997	DN 100	DN 100	1500	1705	1523	2000	500	
COR-4 Helix VF2209/SC-FFS	2864047	DN 125	DN 125	2000	1705	1523	2500	500	
COR-1 Helix VF2210/SC-FFS	2529675	DN 50	Rp 2"		1700	1573	600		450
COR-2 Helix VF2210/SC-FFS	2863950	Rp 3"	Rp 3"	1000	1705	1573	1500	500	1082
COR-3 Helix VF2210/SC-FFS	2863998	DN 100	DN 100	1500	1705	1573	2000	500	
COR-4 Helix VF2210/SC-FFS	2864048	DN 125	DN 125	2000	1705	1573	2500	500	
COR-1 Helix VF2211/SC-FFS	2529675	DN 50	Rp 2"		1700	1623	600		450
COR-2 Helix VF2211/SC-FFS	2863951	Rp 3"	Rp 3"	1000	1705	1623	1500	500	1082
COR-3 Helix VF2211/SC-FFS	2863999	DN 100	DN 100	1500	1705	1623	2000	500	
COR-4 Helix VF2211/SC-FFS	2864049	DN 125	DN 125	2000	1705	1623	2500	500	
COR-1 Helix VF2213/SC-FFS	2529675	DN 50	Rp 2"		1723	1723	600		450
COR-2 Helix VF2213/SC-FFS	2863952	Rp 3"	Rp 3"	1000	1723	1723	1500	500	1082
COR-3 Helix VF2213/SC-FFS	2864000	DN 100	DN 100	1500	1723	1723	2000	500	
COR-4 Helix VF2213/SC-FFS	2864050	DN 125	DN 125	2000	1723	1723	2500	500	
COR-1 Helix VF2214/SC-FFS	2529675	DN 50	Rp 2"		1763	1763	600		450
COR-2 Helix VF2214/SC-FFS	2863953	Rp 3"	Rp 3"	1000	1763	1763	1500	500	1082
COR-3 Helix VF2214/SC-FFS	2864003	DN 100	DN 100	1500	1763	1763	2000	500	
COR-4 Helix VF2214/SC-FFS	2864051	DN 125	DN 125	2000	1763	1763	2500	500	
COR-1 Helix VF2215/SC-FFS	2529675	DN 50	Rp 2"		1856	1856	600		450
COR-2 Helix VF2215/SC-FFS	2863954	Rp 3"	Rp 3"	1000	1856	1856	1500	500	1082
COR-3 Helix VF2215/SC-FFS	2864004	DN 100	DN 100	1500	1856	1856	2000	500	
COR-4 Helix VF2215/SC-FFS	2864052	DN 125	DN 125	2000	1856	1856	2500	500	

Measuring system: **Wilo-UP**

The Wilo-UP measuring system has successfully undergone the Assessment of Performance as well as the National Technical Assessment by CNBOP-PIB as an integral part of the firefighting pump set.

The Wilo-UP measuring system is supplied ready for connection as a pipeline factory-equipped with all necessary measuring equipment and shut-off devices. After opening the shut-off valve for free throughflow, the pressure in the pressure manifold drops. This condition is recognised as a signal to start the pumps. The required flow parameter must be preset by means of the regulating valve, which is then indicated on the flow meter display. When the flow stabilises, the value of the pressure in the pipeline can be read from the pressure gauge on the left side.

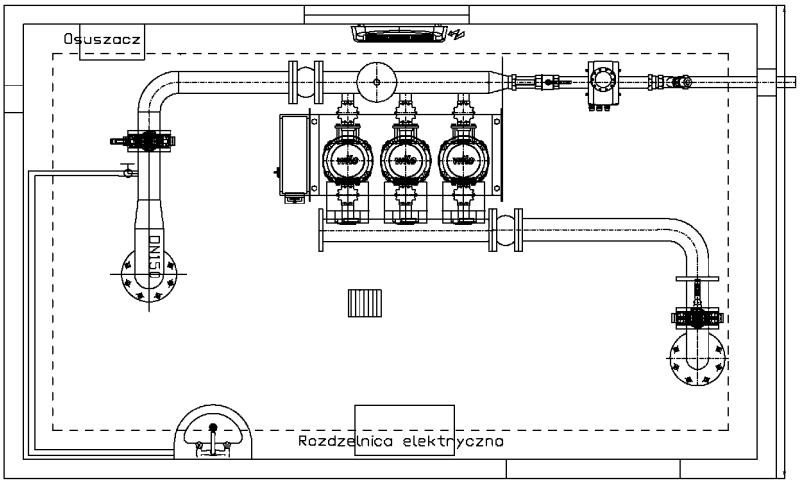

Fig. 4 - Block diagram of combined operation of the firefighting pump station and drinking water installation.

Measuring system for the firefighting pump station - installation guidelines

- It is recommended that the measuring system be installed as illustrated in Fig. 3. of the installation and operating manual. The water supply line must be connected to the free end of the pressure manifold of the firefighting pump station. The measurement is error-free provided that free water outflow is ensured downstream of the regulating valve.
- Indirect connection with a non-pressurised tank. The measuring system must be installed on a bypass pipeline with water backflow to the tank. A deflector must be installed in the tank, downstream of the supply pipeline.
- Direct connection to water mains with discharge to a sump. Where gravity drainage is unavailable, a submersible pump must be used.
- Direct connection to water mains with an outlet on a building facade (see: example above); the water is discharged to the outside of the building. The outlet on the facade must be equipped with an appropriately sized hose connector.

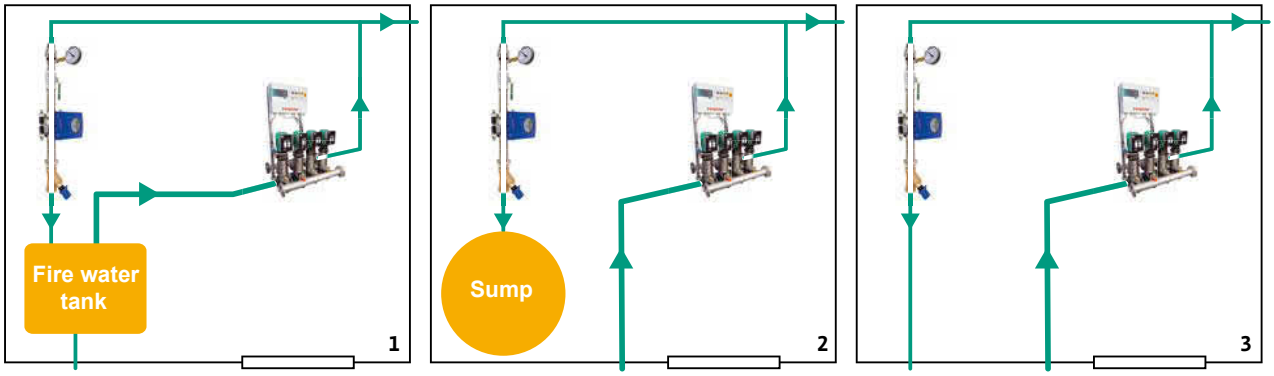

Measuring system: **Wilo-UP**

Data sheet

Technical data:

- Ambient temperature range: 0 +60°C
- Liquid temperature range: 0 +60°C
- Mains voltage: 100…230 VAC (-15% /+10%)
- Mains frequency: 50Hz/60Hz
- Protection class of transducer: IP67 (NEMA 4X)

Table of dimensions

Dimensions									
Wilo-...	Art No.	Measuring range	Power consumption	Weight	Inlet connection	Outlet connection	Length	Width	Height
		l/s		kg	S	D	L [mm]	X [mm]	Y [mm]
UP 40	2864913	1-5	AC: 15 VA ; DC: 5,6 W	15,5	G 1½"	Rp 1½"	799	255	309
UP 50	2864914	1-10	AC: 15 VA ; DC: 5,6 W	18,8	G 2"	Rp 2"	929	255	326
UP 80	2864899	20-30	85...250 V AC:<12 VA	88	DN 80	DN 80	1870	310	505
UP 100	2864974	< 50	85...250 V AC:<12 VA	93	DN 100	DN 100	2210	350	540
UP 150	2864975	<100	85...250 V AC:<12 VA	140	DN 150	DN 150	3100	390	672

* larger dimensions on request

Dimensional drawings

Wilo-UP 40/50

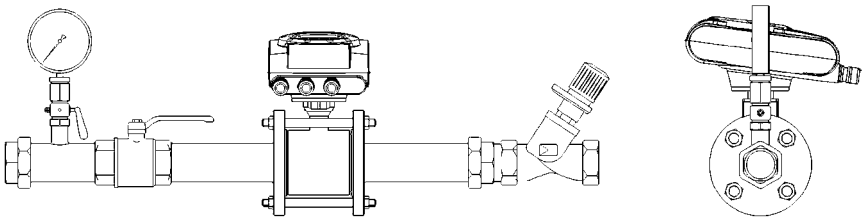

Wilo-UP 80