

Description

The FIREKILL™ C-EL Electrically Operated Control Valve is a series of robust and reliable deluge, angle positioned, pilot controlled valves created entirely in Stainless Steel (316L) and designed for operating in open deluge systems as a zone valve or a full flooding/deluge valve, capable of functioning under harsh conditions and designed to be connected to systems where no corrosion is allowed.

The Model C-EL Control Valve features smaller external trim than other conventional control valves, making the valve easy to install and limits the end-product costs, and greatly diminishes the spatial requirements of the control valve.



The Control Valves have been designed with the intention of being installed in fine water spray fixed firefighting systems (FFFS) in commercial and industrial applications. Because of the stainless-steel housing and internal components, the Model C-EL Control Valves are highly applicable in most areas. The valve can easily be disassembled for easy maintenance and refurbishment, without removing the valve housing from the connected system.

Approvals

The Model C-EL versions has been tested in a ISO17025 certified test laboratory.

Technical data

Specification							
Working Pressure		Max 16 bar					
Factory Tested		24 bar					
Materials		Stainless Steel AISI 316L					
Minimum standby pressure vs min flow (Note 1)	Min Pressure (bar)	2 bar	4 Bar	5 Bar	6 Bar	7 Bar	8 Bar
	Min flow (l/min)	80 l/min	60 l/min	50 l/min	40 l/min	30 l/min	20 l/min
Weight		22,50 Kg					
Activation Options		Manual, Electrical (24 VDC NC/Impulse)					
Gasket Materials		EPDM					
S&O nr.	Solenoid Valve Variations:		24VDC (11W) NC		24 VDC (10W) Impulse		
	Flange version DN 80-80		CELB-13106		CELB-13107		
	Threaded version 3" NPT -3" NPT		CELB-13108		CELB-13109		
Related Products							
Name		Model					
Simple Gasket/O-ring Service Kit		Model C Basic Valve Service Kit					
Complete Gasket/O-ring Service Kit		Model C Full Valve Service Kit					
Service Wrench		Model C Valve Wrench Kit					
Complete Valve Core for valve service		Model C Valve Core Kit					

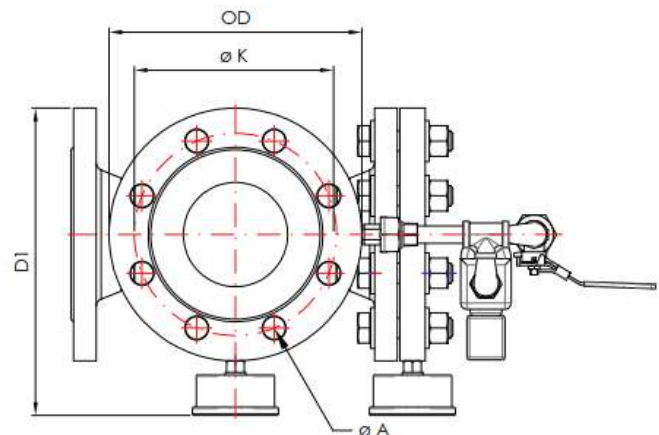
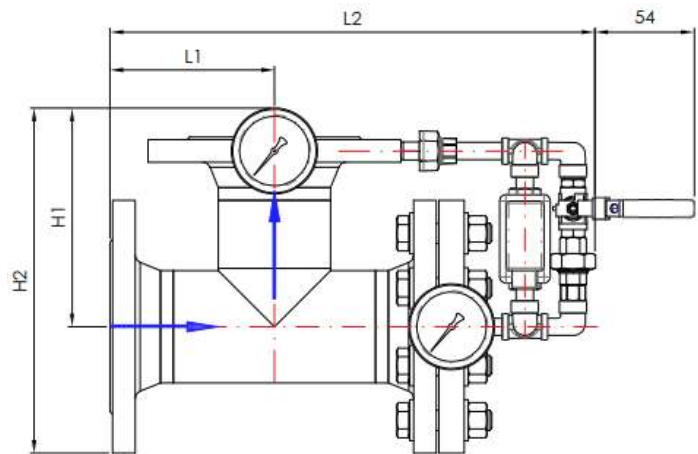
Note 1: The values defines the minimum stand by pressure vs minimum flow, i.e at typically 6 bar stand by pressure, the minimum flow in the system shall not be less than 40 l/min.

Valve Sizes and Variations

Sizes		KV-Value		Pressure gauge location
Inlet	Outlet			
DN 80	DN 80	1800	l/min at 1 bar pressure loss	On pilot chamber flange and outlet flanges
3" NPT	3" NPT	1800	l/min at 1 bar pressure loss	On pilot chamber flange and outlet flanges

Dimensions

L1	137 mm	195 mm
L2	380 mm	415 mm
H1	167 mm	225 mm
H2	330 mm	330 mm
D1	250 mm	250 mm
OD	200 mm	200 mm
øK	165 mm	165 mm
øA	8 x ø18	8 x ø18

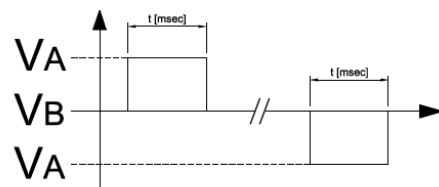
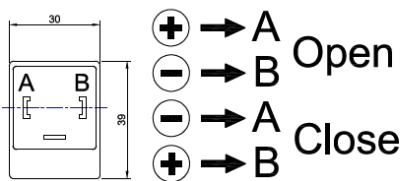


NOTE: To allow for maintenance while installed, the Model C-EL shall have a free space of 250 mm at the valve trim side.

NOTE: To ensure correct operation the fluid should be filtered to eliminate all traces of impurity subject to magnetic attraction, which would inevitably deposit on the cores of the solenoid valve, which are always magnetized, causing the formation of oxide as well as contact problem.

Impuls solenoid valve

- Impulse feed from 24 V DC for a period lasting from 20 to 100 ms.



Contact

For further information on FIREKILL™ products, please contact our sales department at Sales@vidfirekill.com

VID Fire-Kill APS is not responsible for any errors or omissions, or for the results obtained from the use of this information. All information in this document is provided "as is", with no guarantee of completeness, accuracy, functionality, timeliness or of the results obtained from the use of this information.