

Description

The FIREKILL™ Model BM1 is a total flooding low pressure water mist system suited for fire protection of machinery spaces, special hazard machinery spaces, with volumes up to 260 m³. The system can be designed with different parameters depending on enclosure size, making it possible to optimize the system for its use.

The FIREKILL™ BM1 system utilized the Model BM1 nozzle which can be supplied in varied materials.



Approvals

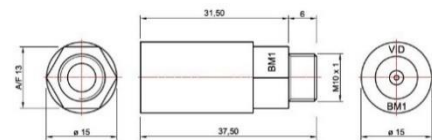
The FIREKILL™ BM1 system is FM approved as it has been successfully tested to the FM5560 standard, appendix C in 260 m³ room (5m ceiling height).

Technical data

General Description	
Volume max	260 m ³ (9175 ft ³)
Min. water pressure	12,5 Bar (181 psi)
Max. working pressure	16 Bar (230 psi)
Nozzle spacing	3,65 m x 3,65 m (11.8 ft by 11.8 ft)
Distance to wall	Half spacing
Height (max)	5,00 m (16.4 ft)
Water density	0,75 mm/min
Design run time	10:00 min

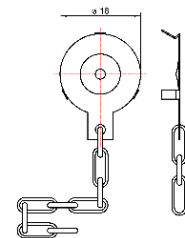
Specific Description	
K-factor (metric)	2,8 (l/min@1 bar) (0.194 gpm/psi ^{1/2})
Drop size	DV90 < 300 µm
Weight	0.03 kg
Housing	SS304 / SS316
Thread	M10
Other products in the system	
Name	Model
Control valve	C-EL (DN50 / DN 80 FM Approved)
Filter	Model F, DN 50 and DN80

Dimension

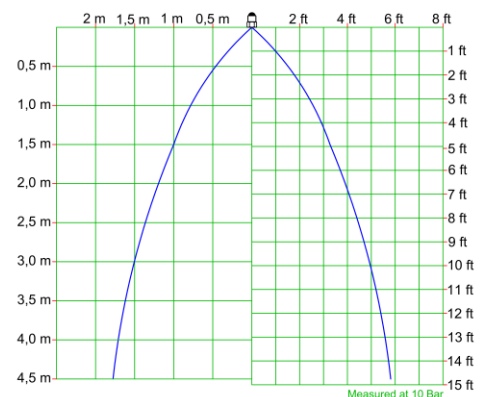


Protection cap

The nozzle can be supplied with a stainless-steel cap to prevent clogging of the nozzle.



Spray pattern



Applications

Internal combustion engines, oil pumps, oil tanks, fuel filters, generators, transformer vaults, gear boxes, drive shafts, lubrication skids, diesel engine driven generators, and other similar equipment using liquid hydrocarbon fuel and/or hydraulic, heat transfer, and lubrication fluids with volatility less than or equal to heptane.

Installations

The BM1 nozzles are installed as a deluge system in an open pipework. Nozzles should be located maximum 100 mm below the ceiling.

Components and pipes should be cleaned/flushed from debris, shavings and impurities and welded items should be cleaned to make sure that there is no abundance of loose debris. The installer should be careful not to get sealant into the pipe system. It should be checked extensively that the components are positioned correctly according to the system plans and specifications.

All components should be securely fastened to rigid, robust structures by approved means. The fire protection system shall not consist of material combinations with risks of galvanic corrosion system pipes and other system components. It is advised that the system utilize pipes and system components in stainless steel, AISI 304 or AISI 316, or copper alloys as to minimize risk of corrosion and clogging of the pipes and other system components.

It is prohibited to use components with black iron parts and other such highly corrosive materials else used in traditional sprinkler systems.

System components shall in all cases be according to the local applicable standards and be accepted by the authorities having jurisdiction.

Caution

The BM1 nozzles shall be installed in locations not containing materials which may produce violent reactions or significantly hazardous materials when reacting with water and should be installed in locations where the nozzle is not likely to sustain physical damage.

Contact

For further information on **FIREKILL™** products, please contact our sales department at Sales@vidfirekill.com

VID Fire-Kill APS is not responsible for any errors or omissions, or for the results obtained from the use of this information. All information in this document is provided "as is", with no guarantee of completeness, accuracy, functionality, timeliness or of the results obtained from the use of this information.